

MINUTES OF MEETING OF BOARD OF DIRECTORS  
February 10, 2015

THE STATE OF TEXAS  
COUNTY OF HARRIS  
HARRIS COUNTY MUNICIPAL UTILITY DISTRICT NO. 162

The Board of Directors (the "Board") of Harris County Municipal Utility District No. 162 (the "District") met in regular session, open to the public, at the offices of H2O Consulting, 5870 Hwy 6, Houston, Texas 77084, on February 10, 2015 at 3:00 p.m.; whereupon the roll was called of the members of the Board, to-wit:

Mike Odell, President  
John Parrish, Vice President  
Steve Rickelman, Treasurer  
Penny Johnson, Secretary  
Susan McClure, Assistant Secretary

All members of the Board were present, except Director Odell. Also attending all or parts of the meeting were Ms. Patty Rodriguez of Bob Leared Interests ("BLI"), tax assessor and collector for the District; Ms. Karrie Kay of Myrtle Cruz, Inc., bookkeeper for the District; Mr. Chris Hoffman of H2O Consulting ("H2O"), operator of the District's facilities; Mr. Jonathan St. Romain of Brown & Gay Engineers, Inc. ("BGE"), engineers for the District; and Ms. Helen Hau of Norton Rose Fulbright US LLP ("NRF"), attorneys for the District.

The Vice President called the meeting to order in accordance with notice posted pursuant to law, copies of Certificates of Posting of which are attached hereto as Exhibit "A," and the following business was transacted:

**1. Approve Minutes.** Consideration was given to the approval of the minutes of the regular meeting of January 13, 2015, copies of which were previously distributed to the Board. Upon motion by Director McClure, seconded by Director Johnson, after full discussion and the question being put to the Board, the Board voted unanimously to approve the minutes of the regular meeting of January 13, 2015, as presented.

**2. Review Bookkeeper's Report and authorize payment of bills.** Ms. Kay presented to and reviewed with the Board the Bookkeeper's Report, the Investment Report, the Operating Budget, the Cash Flow Comparison and the Energy Usage Report, copies of which are attached hereto as Exhibit "B." Upon motion by Director Johnson, seconded by Director Rickelman, after full discussion and the question being put to the Board, the Board voted unanimously to accept the Bookkeeper's Report, to authorize payment of check nos. 4512 through 4531 from the Operating Account, each in the amounts, to the persons, and for the purposes described in the Bookkeeper's Report, and to approve the Investment Report.

**3. Review report by Tax Assessor and Collector's Report and authorize payment of certain bills.** Ms. Rodriguez presented to and reviewed with the Board the Tax Assessor and Collector's Report, a copy of which is attached hereto as Exhibit "C." Ms. Rodriguez stated that the District has collected 93.6% of its 2014 taxes. Upon motion by Director Johnson, seconded by Director Rickelman, after full discussion and the question being put to the

Board, the Board voted unanimously to accept the Tax Assessor and Collector's Report and to authorize payment of check nos. 1030 through 1032 from the Tax Account in the amounts, to the persons, and for the purposes described in the Tax Assessor and Collector's Report.

**4. Review and approve Operations Report and authorize repairs.** Mr. Hoffman presented to and reviewed with the Board the Operations Report for the month of January 2015, a copy of which is attached hereto as Exhibit "D." Mr. Hoffman reported that the District pumped 405,000 gallons of water and purchased 6,560,000 gallons of water from the West Harris County Regional Water Authority during the last period and that H2O accounted for 96.92% of the water pumped and purchased by the District during the last period.

Mr. Hoffman reported that H2O is continuing to repair items noted in the hydrant survey at a cost-to-date of \$1,367.86.

Mr. Hoffman reported that H2O is scheduling hydrant painting at an estimated cost of \$4,500.00.

Mr. Hoffman reported that replacement of the water main and the driveway on Ridge Park is complete at an estimated cost of \$14,500.00, 59% of which the District will be responsible for and 41% of which HCMUD No. 208 will be responsible for.

Mr. Hoffman reported that surveying of the valves in Southdown is scheduled to begin February 2015 at an estimated cost of \$7,500.00.

Mr. Hoffman reported that a tap was installed for the Copperfield Community Association building.

**5. Review Engineer's Report.** Mr. St. Romain presented to and reviewed with the Board the Engineer's Report, a copy of which is attached hereto as Exhibit "E."

Mr. St. Romain reported on the Meadow Village Drive Pavement Repair and stated that construction is complete. Mr. St. Romain noted that the road has been reopened and that he anticipates the first and final payment next month.

**6. Award contract for Middlegate Village sanitary sewer line rehabilitation project.** Mr. St. Romain reported on the Meadow Village sanitary sewer line rehabilitation project and stated that four bids were received for construction. Mr. St. Romain presented to and reviewed with the Board a summary Bid Tabulation, a copy of which is attached to the Engineer's Report, and recommended awarding the contract to Cruz Tec, Inc. in the amount of \$199,599.60. Upon motion by Director Johnson, seconded by Director Rickelman, after full discussion and the question being put to the Board, the Board voted unanimously to award the contract to Cruz Tec, Inc. for the Meadow Village sanitary sewer line rehabilitation project in the amount of \$199,599.60, subject to BGE's review and approval of the contractor's financial information, qualifications, and recommendations.

**7. Discuss CJOB meeting.** Mr. Hoffman reported that there was extensive discussion on the Sanitary Sewer Rehabilitation Project and stated that the Operations Building is approximately 95% complete. Mr. Hoffman stated that he anticipates the building to be operational by March 2015. Mr. Hoffman reported on several blower repairs and a chlorinator repair at the Copperfield Wastewater Treatment Plant.

**8. Authorize payment for Sanitary Sewer Rehabilitation.** Discussion ensued relating to the rehabilitation of the sanitary sewer line shared by the District and HCMUD No. 208. The Board noted that the work is being done by HCMUD No. 208 and that the District will owe its prorata share of the cost. Upon motion by Director McClure, seconded by Director Johnson, after full discussion and the question being put to the Board, the Board voted unanimously to authorize payment for the Sanitary Sewer Rehabilitation project work pending receipt of an invoice.

**9. Acknowledge Attorney Name Change.** Upon motion by Director McClure, seconded by Director Johnson, after full discussion and the question being put to the Board, the Board voted unanimously to acknowledge the attorney's name change, a letter of which is attached hereto as Exhibit "F."

**10. District Website.** Director McClure reported that the contact information for the District auditor on the website needs to be updated. Ms. Hau stated that she will coordinate with the website administrator to correct the website.


THERE BEING NO FURTHER BUSINESS to come before the Board, the meeting was adjourned.

\*

\*

\*

The foregoing minutes were passed and approved by the Board of Directors on  
March 10, 2015.

  
\_\_\_\_\_  
President, Board of Directors

ATTEST:  
  
\_\_\_\_\_  
Secretary, Board of Directors

NM  
GMS

201575

1153013  
02/03/2015 PERSONAL  
\$9.00 NOTICE

02 HARRIS COUNTY MUNICIPAL UTILITY DISTRICT NO. 162  
1301 MCKINNEY, 51<sup>ST</sup> FLOOR  
HOUSTON, TEXAS 77010

NOTICE

In accordance with chapter 551, Texas Government Code, and Section 49.063, Texas Water Code, both as amended, take notice that the Board of Directors of Harris County Municipal Utility District No. 162 will meet in regular session, open to the public, at the offices of H2O Consulting, 5870 Hwy 6, Houston, Texas 77084, at 3:00 p.m. on February 10, 2015. ee  
At such meeting, the Board will consider the following:

1. Approve minutes of the regular meeting of January 13, 2015;
2. Review Bookkeeper's Report and authorize payment of bills;
3. Review report by Tax Assessor and Collector and authorize payment of certain bills;
4. Review and approve Operations Report and authorize repairs;
5. Review Engineer's Report;
6. Award contract for Middlegate Village Sanitary Sewer Rehabilitation;
7. Discuss Copperfield Joint Operations Board "CJOB" meeting;
8. Authorize payment for Sanitary Sewer Rehabilitation;
9. Acknowledge Attorney Name Change;
10. Review District Website;

and such other matters as may properly come before it.



NORTON ROSE FULBRIGHT US LLP  
ATTORNEYS FOR THE DISTRICT

By: Jan B. Cogan

Stan Stewart  
COUNTY CLERK  
HARRIS COUNTY, TEXAS

2015 FEB -3 PM 2:27

FILED

EXHIBIT "A"

CERTIFICATE OF POSTING NOTICE  
OF MEETING OF BOARD OF DIRECTORS

THE STATE OF TEXAS

COUNTY OF HARRIS

§  
§  
§

I hereby certify that at 3 P M. on FEBRUARY 3, 2015, I posted the Notice of the Board of Directors of Harris County Municipal Utility District No. 162, a true copy of which is attached hereto, in the coffee bar of Norton Rose Fulbright US LLP, 1301 McKinney, 47<sup>th</sup> floor, Houston, Texas, being a place convenient to the public in the administrative office of the District.

EXECUTED this 3<sup>rd</sup> day of FEBRUARY 2015.





2/10/2015



CASH



23

1621 Milam, Third Floor  
Houston, Texas 77002  
713-759-1368 fax -1264

## HARRIS COUNTY MUD #162

### Summary for Cash Report of February 10, 2015

	Debt Service Fund	Capital Projects Fund	General Operating Fund	Collections Account Fund
PREVIOUS CASH BALANCE		0.00	97,892.38	4,201.98
CASH RECEIPTS		0.00	84,234.41	50,068.97
INTEREST		0.00	11.69	0.00
TRANSFERS		0.00	0.00	(50,000.00)
DISBURSEMENTS		0.00	(48,811.75)	(715.00)
ENDING CASH BALANCE		0.00	133,326.73	3,555.95
PREVIOUS INVESTMENTS	73,729.67	48,155.94	1,676,298.95	
DEPOSITS	120,000.00	0.00	356,749.99	
INTEREST	6.64	5.75	74.95	
TRANSFERS	(19,318.00)	(18.00)	(18.00)	
ENDING INVESTMENTS	174,418.31	48,143.69	2,033,105.89	
CURRENT BALANCE	174,418.31	48,143.69	2,166,432.62	3,555.95

169%  
of expected expenses of expected expenses

EXHIBIT "B"



# Myrtle Cruz, Inc.

3401 Louisiana St, STE 400 . Houston, Tx 77002-9552 . (713)759-1368 . fax 759-1264 . email first\_last@mcruz.com

## HARRIS CO MUD #162

Cash Report for Meeting of February 10th, 2015

### DEBT SERVICE FUND (023BF) : NO CHECKING ACCT

Previous cash balance, January 13th, 2015 0.00

#### DEMAND DEPOSIT INVESTMENTS:

Compass Bank; #2514455123.....		173,189.19
previous balance	72,500.55	
12/01 interest	6.64	
12/15 service charge	18.00-	
01/12 tax .transfer	120,000.00	
Ser 12 interest	19,300.00-	
TexPool; 78539-25659-00001.....		1,229.12
previous balance	1,229.12	

previous investments	73,729.67	
deposits	120,000.00	
interest	6.64	
withdrawals	< 19,318.00 >	
ending investments		174,418.31

DEBT SERVICE FUNDS AVAILABLE February 10th, 2015

\$174,418.31

#### Debt Service Requirements 2015

	3/1		9/1	
	Int	Prin	Int	Prin
1998R	0.00	0.00	--	--
2012R	19,300.00	--	19,300.00	135,000.00
	<u>19,300.00</u>	<u>0.00</u>	<u>19,300.00</u>	<u>135,000.00</u>
Total due for 2015	\$173,600.00			



HARRIS CO MUD #162

Cash Report for Meeting of February 10th, 2015      Page :    2

CAPITAL PROJECTS (023CA) : COMPASS BANK 70508 :)

Previous cash balance, January 13th, 2015      0.00

DEMAND DEPOSIT INVESTMENTS:

Compass Bank; 73072.....		46,642.58
previous balance	46,654.83	
12/03 interest	5.75	
12/15 service charge	18.00-	
Texpool 78539 25659 00003.....		1,501.11
previous balance	1,501.11	
		-----
previous investments	48,155.94	
interest	5.75	
withdrawals	< 18.00 >	
ending investments		48,143.69

CAPITAL PROJECTS FUNDS AVAILABLE February 10th, 2015

=====

\$48,143.69

=====

HARRIS CO MUD #162

Cash Report for Meeting of February 10th, 2015 Page : 3

GENERAL OPERATING (0230P) : COMPASS BANK 70490 (:

Previous cash balance, January 13th, 2015	97,892.38
plus: 12/01 interest.....	11.69
plus: 01/07 City of Houston SPA ck 20657217 Sept 2014.....	4,754.12
plus: 01/07 HCMUD 208 blk wtr purch ck 10219.....	220.40
plus: 01/07 HCMUD 186 blk wtr purch ck 7900.....	382.80
plus: 01/12 City of Houston SPA ck 20666124 April & August 2014...	9,500.78
plus: 01/23 City of Houston SPA ck 20666875 Oct 2014.....	4,775.67
plus: 01/23 HCMUD186 bulk wtr purch ck 7924.....	368.30
plus: 02/06 City of Houston SPA elec Nov 2014.....	4,731.56
plus: City of Houston SPA elec April/Aug 2014.....	9,500.78
plus: 02/10 trf from OQ Central.....	50,000.00
Total Deposits :	84,246.10
less: 12/15 service charge.....	18.00
less: return COH SPA April/Aug 2014.....	9,500.78
less checks completed at or after last meeting :	
4464 TCEQ; P0215 annual '15 assessment fees.....	1,836.15
4483 MidAmerican Energy; 15403 willow River holding.....	0.00
4484 AT&T; 281-550-6429.....	99.17
4509 CenterPoint Energy; 15403 Willow River.....	25.91
4510 MidAmerican Energy; 15403 Willow River holding.....	0.00
4511 AT&T; 281-550-6429 holding.....	0.00
4512 El Polo Loco; builder dep ref.....	1,151.25
Beginning cash balance, February 10th, 2015	169,507.22
less checks to be presented at this meeting :	
4513 Michael Odell; 01/13 director fees & expenses.....	277.05
6310 director fees	150.00
6514 payroll taxes	22.95-
6310 12/12 CJOB	150.00
4514 John Parrish; 01/13 director fees & expenses.....	1,045.45
6310 director fee reg mtg	150.00
6514 payroll taxes	34.42-
6354 travel expense	2.88
6310 awbd dir fees	300.00
6354 awbd expenses	626.99
4515 Stephen Rickelman; 01/13 director fees & expenses.....	415.58
6310 director fee reg mtg	150.00
6514 payroll taxes	34.42-
6310 AWBD Conference (3)	300.00
4516 Penny Johnson; 01/13 director fee.....	138.53
6310 previous regular mtg	150.00
6514 payroll taxes	11.47-
4517 Susan McClure; 01/13 director fees & expenses.....	1,119.29
6310 previous regular mtg	150.00
6514 payroll taxes	34.42-
6310 conference	300.00
6354 AWBD expenses	703.71
4518 Myrtle Cruz Inc; Jan 2015 bookkeeping.....	1,659.01
6333 bookkeeping exp	1,500.00
6340 office expenses	159.01
4519 Norton Rose Fulbright US LLP; inv 11505995 legal thru 1/31..	2,621.95
4520 H2O Consulting Inc; Jan operations/r&m 162-3856.....	13,991.41
6332 operator's fees	2,998.62
6350 postage	884.25
6340 office expenses	549.92
6332 operator-other fees	500.00
6324 laboratory expenses	479.29
6135 r&m - water plant	1,396.91
6135 r&m - water distrib.	5,359.07
6135 r&m - meter replace	1,615.00

6235	r&m - sewer collect.	208.35	
4521	West Harris Co Reg Wtr Auth; Jan assessment.....		11,841.25
6328	reg wtr auth assessm	16,902.25	
1181	cap-credit \$5,061	5,061.00-	
4522	Copperfield Joint Operations; cap billing various items.....		20.00
6326	TCEQ strrm wtr prmt	20.00	
4523	Brown & Gay Engineers; eng thru 12/10.....		2,612.91
6322	12-14279 gen eng	885.92	
6322	12-14278pvt mdwvlgdr	1,670.11	
6322	12-14264 ss tlvc/cng	56.88	
4524	Alonti Cafe; inv 904674 meeting expense.....		78.00
4525	Tamara Braden; 15414 Pebble Lake dr, dep ref.....		24.42
2161	customer meter depos	50.00	
1150	less final bill	25.58-	
4526	SFR-HOU1 LLC; 15410 Pebble Lake dr, dep ref.....		132.02
2161	customer meter depos	125.00	
1150	less final bill	7.02	
4527	Charles/Christine Dipasquale; 15706 woodcroft dr, dep ref...		203.62
2161	customer meter depos	100.00	
1150	less final bill	103.62	
4528	Copperfield Joint Operations; Nov/Dec share.....		
4529	CenterPoint Energy; @ 15403 Willow River.....		
4530	MidAmerican Energy; 15403 Willow River.....		
4531	A T & T; @ 281-550-6429.....		

previous cash balance	97,892.38	
10 receipts	84,246.10	
19 current checks	< 36,180.49 >	
other disbursements	< 12,631.26 >	
ending cash balance		133,326.73

TIME DEPOSIT INVESTMENTS:

Plains State Bank; 11/13/14 due 05/12/15 @ .40%.....	240,479.16
Texan Bank; 5/14/14 due 5/15/15 @ .60%.....	99,000.00
Independent Bank formerly BOH; 12/15/14 due 06/15/15 @ .45%.	240,955.44
Icon Bank; dated 8/11/14 due 8/11/15 @ .61 %.....	241,192.33

DEMAND DEPOSIT INVESTMENTS:

Compass Bank; #43836.....	998,518.93
balance last report	641,712.26
12/01 interest	74.68
12/15 service charge	18.00-
01/13 m&o tax trf	356,749.99
Texpool; 78539-25659-00002.....	5,075.97
previous balance	5,075.70
12/31 interest	0.27
Spirit of Texas MM 7002262.....	207,884.06
previous balance	207,884.06

previous investments	1,676,298.95	
deposits	356,749.99	
interest	74.95	
withdrawals	< 18.00 >	
ending investments		2,033,105.89

GENERAL OPERATING FUNDS AVAILABLE February 10th, 2015

\$2,166,432.62

HARRIS CO MUD #162

Cash Report for Meeting of February 10th, 2015 Page : 5

COLLECTIONS ACCOUNT (02300) : CENTRAL BANK 3290551

Previous cash balance, January 13th, 2015	4,201.98
plus: 1150: water & sewer revenue.....	29,224.73
plus: 2161: customer meter deposits.....	725.00
plus: 4202: inspection fees.....	560.00
plus: 4300: reg wtr auth revenue.....	17,917.53
plus: 4330: penalties & interest-svc accts.....	1,641.71

Total Deposits : 50,068.97

less: 12/09 ret fee.....	7.50
less: rev dupl 10/31 dep.....	695.50
less: 12/31 ach fees.....	12.00
less: 02/10 trf to OP checking.....	50,000.00

Beginning cash balance, February 10th, 2015 3,555.95

12/01-01/30	previous cash balance	4,201.98	
	72 receipts	50,068.97	
	other disbursements	50,715.00	< >
	ending cash balance		3,555.95

COLLECTIONS ACCOUNT FUNDS AVAILABLE February 10th, 2015 \$3,555.95

**HARRIS COUNTY M.U.D. # 162**

Operating Budget for Fiscal Year Ending 7/31/2015

Comparison as of February 10, 2015

Recap of Revenues and Expenditures

**AMENDED**

12/9/2014

6 months

REVENUES	MTD Actual	MTD Budget	Annual Budget	YTD Actual	YTD Budget	dollar variance
<b>Water and Sewer</b>	<b>55,379.51</b>	<b>38,833.33</b>	<b>466,000</b>	<b>256,607.87</b>	<b>233,000.00</b>	<b>23,607.87</b>
Water Revenue	12,731.24	16,666.67	200,000	117,608.08	100,000.00	17,608.08
Sewer Revenue	15,712.93	14,583.33	175,000	88,182.89	87,500.00	682.89
Penalty & Interest	1,641.71	1,250.00	15,000	9,365.68	7,500.00	1,865.68
Bulk Water Sales	971.50	1,666.67	20,000	2,032.90	10,000.00	(7,967.10)
SPA Revenue	23,762.13	4,583.33	55,000	38,858.32	27,500.00	11,358.32
Tap Connection Fees	0.00	0.00	0	0.00	0.00	0.00
Facility / Sewer Inspects	560.00	83.33	1,000	560.00	500.00	60.00
<b>Other Revenue</b>	<b>379,815.16</b>	<b>77,065.50</b>	<b>924,786</b>	<b>590,776.40</b>	<b>462,393.00</b>	<b>128,383.40</b>
Maintenance Tax	356,749.99	44,796.17	537,554	399,074.22	268,777.00	130,297.22
Interest Income	86.64	250.00	3,000	2,339.50	1,500.00	839.50
Xfer from Capital Projects	0.00	0.00	0	0.00	0.00	0.00
WHCRWA Revenue	17,917.53	26,541.67	318,500	140,988.68	159,250.00	(18,261.32)
WHCRWA Capital Credits	5,061.00	5,061.00	60,732	30,366.00	30,366.00	0.00
Miscellaneous *	0.00	416.67	5,000	18,008.00	2,500.00	15,508.00
<b>TOTAL REVENUES</b>	<b>435,194.67</b>	<b>115,898.83</b>	<b>1,390,786</b>	<b>847,384.27</b>	<b>695,393.00</b>	<b>151,991.27</b>

EXPENDITURES	MTD Actual	MTD Budget	Annual Budget	YTD Actual	YTD Budget	dollar variance
District Management	2,995.90	3,066.67	49,800	21,152.06	31,400.00	10,247.94
District Consultants	8,506.49	11,541.67	147,300	67,567.39	78,050.00	10,482.61
District Operations	29,668.78	68,575.00	822,900	299,198.28	411,450.00	112,251.72
Special Projects	1,726.99	22,000.00	264,000	26,573.26	132,000.00	105,426.74
<b>TOTAL EXPENDITURES</b>	<b>42,898.16</b>	<b>105,183.33</b>	<b>1,284,000</b>	<b>414,490.99</b>	<b>652,900.00</b>	<b>238,409.01</b>

**SURPLUS OR (DEFICIT)**      392,296.51      10,715.50      106,786.00      432,893.28      42,493.00

*() indicates an unfavorable variance*

Beginning Balance	1,778,393.31	1,735,636.54
Net Surplus or (Deficit)	392,296.51	432,893.28
Deposits Received	725.00	8,275.00
Deposits Refunded	(1,426.25)	(6,816.25)
Ending Balance	<u>2,169,988.57</u>	<u>2,169,988.57</u>

Cash Report Balance	2,169,988.57	
Customer Deposits	<u>60,925.00</u>	Customer Deposits on file as of 10/31/2014
Cash Available	<u>2,109,063.57</u>	

Operating acct	2,166,432.62
Collections acct	<u>3,555.95</u>
	<u>2,169,988.57</u>

\* 138,011,414 x .41 x 95% = \$537,554.00

7

**HARRIS COUNTY M.U.D. # 162**

Operating Budget for Fiscal Year Ending 7/31/2015

Comparison as of February 10, 2015

Breakout of Expenditures

	6 months					
	MTD Actual	MTD Budget	Annual Budget	YTD Actual	YTD Budget	dollar variance
<b>EXPENDITURES</b>						
<b>DISTRICT MANAGEMENT</b>	<b>2,995.90</b>	<b>3,066.67</b>	<b>49,800</b>	<b>21,152.06</b>	<b>31,400.00</b>	<b>10,247.94</b>
Director Fees	1,800.00	1,916.67	23,000	6,750.00	11,500.00	4,750.00
Director Payroll Taxes	-137.68	150.00	1,800	622.22	900.00	277.78
Election Expense	0.00	0.00	0	0.00	0.00	0.00
Publish Legal Notices	0.00	83.33	1,000	0.00	500.00	500.00
Travel Expenses/Registration	1,333.58	916.67	11,000	1,350.84	5,500.00	4,149.16
Membership Dues	0.00	0.00	1,000	1,525.00	1,000.00	(525.00)
Insurance & Bonds	0.00	0.00	12,000	10,904.00	12,000.00	1,096.00
<b>DISTRICT CONSULTANTS</b>	<b>8,506.49</b>	<b>11,541.67</b>	<b>147,300.00</b>	<b>67,567.39</b>	<b>78,050.00</b>	<b>10,482.61</b>
Legal Fees	2,621.95	3,333.33	40,000	14,935.49	20,000.00	5,064.51
Legal - General	2,621.95	3,333.33	40,000	14,935.49	20,000.00	5,064.51
Legal - Special	0.00	0.00	0	0.00	0.00	0.00
Auditing Fees	0.00	0.00	8,800	9,000.00	8,800.00	(200.00)
Engineering Fees	885.92	2,500.00	30,000	9,199.09	15,000.00	5,800.91
Engineering - General	885.92	2,500.00	30,000	9,199.09	15,000.00	5,800.91
Engineering - Special	0.00	0.00	0	0.00	0.00	0.00
Financial Advisor Fees	0.00	0.00	0	0.00	0.00	0.00
Bookkeeper Fees	1,500.00	1,333.33	16,000	10,950.00	8,000.00	(2,950.00)
Operator	3,498.62	4,375.00	52,500	23,482.81	26,250.00	2,767.19
Operator Fees - General	3,498.62	4,375.00	52,500	23,482.81	26,250.00	2,767.19
Operator Fees - Special	0.00	0.00	0	0.00	0.00	0.00
<b>DISTRICT OPERATIONS</b>	<b>29,668.78</b>	<b>68,575.00</b>	<b>822,900</b>	<b>299,198.28</b>	<b>411,450.00</b>	<b>112,251.72</b>
Repairs and Maintenance	8,579.33	19,000.00	228,000	51,979.02	114,000.00	62,020.98
R&M - Water Plant	1,396.91	5,500.00	66,000	19,341.48	33,000.00	13,658.52
R&M - Water Distribution	5,359.07	8,833.33	106,000	24,638.59	53,000.00	28,361.41
R&M - Wastewater Collection	208.35	3,500.00	42,000	4,008.95	21,000.00	16,991.05
R&M - General	1,615.00	1,166.67	14,000	3,990.00	7,000.00	3,010.00
Bulk Water Purchased	0.00	83.33	1,000	0.00	500.00	500.00
Sewer Service Purchased	0.00	12,916.67	155,000	65,106.00	77,500.00	12,394.00
Lab Fees	479.29	833.33	10,000	4,157.07	5,000.00	842.93
Chemicals	0.00	333.33	4,000	1,264.47	2,000.00	735.53
Utilities	125.08	2,333.33	28,000	9,990.96	14,000.00	4,009.04
Permits & Assessments	1,856.15	625.00	7,500	7,394.20	3,750.00	(3,644.20)
Cost of Taps & Inspections	0.00	83.33	1,000	6,175.00	500.00	(5,675.00)
Office Expense	764.43	791.67	9,500	5,058.38	4,750.00	(308.38)
Postage	884.25	783.33	9,400	4,955.43	4,700.00	(255.43)
Water Conservation	0.00	208.33	2,500	0.00	1,250.00	1,250.00
Miscellaneous	78.00	208.33	2,500	103.00	1,250.00	1,147.00
Surface Water Fees	16,902.25	30,375.00	364,500	143,014.75	182,250.00	39,235.25
<b>SPECIAL PROJECTS</b>	<b>1,726.99</b>	<b>22,000.00</b>	<b>264,000</b>	<b>26,573.26</b>	<b>132,000.00</b>	<b>105,426.74</b>
Ammonia Analyzer	0.00	4,166.67	50,000	0.00	25,000.00	25,000.00
Sewer line cleaning/televising	56.88	3,541.67	42,500	19,734.21	21,250.00	1,515.79
Middlegate Sanitary Rehab	0.00	12,083.33	145,000	0.00	72,500.00	72,500.00
Engineering	0.00	2,083.33	25,000	0.00	12,500.00	12,500.00
Construction	0.00	10,000.00	120,000	0.00	60,000.00	60,000.00
Driveway	1,670.11	2,208.33	26,500	6,839.05	13,250.00	6,410.95
<b>TOTAL EXPENDITURES</b>	<b>42,898.16</b>	<b>105,183.33</b>	<b>1,284,000</b>	<b>414,490.99</b>	<b>652,900.00</b>	<b>238,409.01</b>

	9/30/14	10/14/14	11/17/14	12/28/14	1/13/15	2/10/15			Total
REVENUES:									
WATER & SEWER REVENUE									
Water Revenue	40,356.85	35,268.92	49,067.17	28,735.07	37,867.91	38,618.51	55,375.51	0.00	256,607.87
Sewer Revenue	19,056.37	14,599.11	15,952.10	14,005.84	15,220.87	13,423.27	15,712.93	0.00	116,879.65
Penalty & Interest	1,592.83	1,467.03	1,452.56	1,626.96	1,626.96	1,584.59	1,641.71	0.00	86,914.12
Bulk Water Sales	0.00	0.00	0.00	1,061.40	0.00	0.00	971.50	0.00	9,365.88
SPA Revenue	5,128.54	5,093.95	4,673.70	0.00	0.00	0.00	23,762.13	0.00	2,032.90
Tap Connection Fees	0.00	0.00	0.00	0.00	0.00	0.00	0.00	0.00	36,883.32
Inspections	0.00	0.00	0.00	0.00	0.00	0.00	560.00	0.00	0.00
OTHER REVENUE	35,607.80	35,013.64	30,256.48	31,924.19	51,924.19	58,169.13	379,915.16	0.00	980,776.40
Maintenance Tax	981.47	1,092.62	286.77	5,458.69	5,458.69	34,504.68	356,749.89	0.00	399,074.22
Interest Income	565.18	96.53	230.39	642.04	0.00	718.72	86.64	0.00	2,339.50
Xfer from Capital Projects	28,927.15	28,763.49	24,678.32	22,827.46	17,874.73	17,917.53	17,917.53	0.00	140,986.88
WHC/RWA Revenue	5,061.00	5,061.00	5,061.00	5,061.00	5,061.00	5,061.00	5,061.00	0.00	30,366.00
WHC/RWA Capital Credits	73.00	0.00	0.00	17,935.00	0.00	0.00	0.00	0.00	18,008.00
TOTAL REVENUES	75,993.65	70,302.56	79,323.65	89,792.10	96,777.64	435,194.67	0.00	0.00	847,384.27
EXPENDITURES:									
Director Fees	900.00	750.00	1,500.00	900.00	900.00	1,800.00	0.00	0.00	0.00
Director Payroll Taxes	587.79	-68.36	-140.75	450.11	-68.87	-137.68	0.00	0.00	6,750.00
Election Expense	0.00	0.00	0.00	0.00	0.00	0.00	0.00	0.00	622.22
Publish Legal Notices	0.00	0.00	0.00	0.00	0.00	0.00	0.00	0.00	0.00
Travel Expenses/Registration	0.00	5.16	5.84	3.38	2.80	1,333.58	0.00	0.00	1,350.94
Membership Dues	0.00	180.00	455.00	890.00	0.00	0.00	0.00	0.00	1,525.00
Insurance & Bonds	0.00	0.00	9,654.00	1,250.00	0.00	2,626.80	0.00	0.00	10,904.00
Legal Fees	2,130.10	2,772.81	2,234.59	2,549.24	2,626.80	2,626.80	2,621.95	0.00	10,904.00
General Legal	2,130.10	2,772.81	2,234.59	2,549.24	2,626.80	2,626.80	2,621.95	0.00	14,935.48
Special Legal	0.00	0.00	0.00	0.00	0.00	0.00	0.00	0.00	14,935.48
Auditing Fees	0.00	0.00	7,000.00	0.00	2,000.00	0.00	0.00	0.00	0.00
Engineering Fees	1,781.39	160.26	0.00	6,371.52	0.00	885.92	0.00	0.00	8,000.00
General Engineering	1,781.39	160.26	0.00	6,371.52	0.00	885.92	0.00	0.00	8,199.09
Special Engineering	0.00	0.00	0.00	0.00	0.00	0.00	0.00	0.00	9,169.09
Financial Advisor Fees	0.00	0.00	0.00	0.00	0.00	0.00	0.00	0.00	0.00
Bookkeeper Fees	3,100.00	1,500.00	1,650.00	1,500.00	1,700.00	1,500.00	0.00	0.00	10,950.00
Operator	4,783.04	4,617.66	3,631.60	3,320.33	3,225.36	3,498.62	0.00	0.00	23,482.81
General Operator	4,783.04	4,617.66	3,631.60	3,320.33	3,225.36	3,498.62	0.00	0.00	23,482.81
Repairs and Maintenance	7,963.85	5,437.18	17,906.30	3,672.85	8,419.51	8,579.33	0.00	0.00	61,979.12
R&M - Water Plant	6,307.77	3,480.75	3,453.36	2,914.31	2,188.38	1,396.81	0.00	0.00	15,

**HARRIS COUNTY MUD #162**  
**Director Per Diems Fiscal Year August 2014-July 2015**

200

<u>MEETING</u>	<u>Ck #</u>	<u>Susan McClure</u>	<u>Ck #</u>	<u>Michael Odell</u>	<u>Ck #</u>	<u>Stephen Rickelman</u>	<u>Ck #</u>	<u>Penny Johnson</u>	<u>Ck #</u>	<u>John Parrish</u>
9/9/2014	4385	150.00	4382	300.00	4384	150.00	4386	150.00	4383	150.00
10/14/2014	4408	150.00	4405	300.00	4407	150.00			4406	150.00
11/11/2014	4447	300.00	4443	450.00	4445	300.00	4446	300.00	4444	150.00
12/9/2014	4473	150.00	4469	300.00	4471	150.00	4472	150.00	4470	150.00
1/13/2015	4489	150.00	4485	300.00	4487	150.00	4488	150.00	4486	150.00
2/10/2015	4517	450.00	4513	300.00	4515	450.00	4516	150.00	4514	450.00
Total Paid to Date		1,350.00	1,950.00		1,350.00		900.00		1,200.00	
REMAINING AMOUNT THRU JULY 31, 2015		5,850.00	5,250.00		5,850.00		6,300.00		6,000.00	



## ENERGY REPORT 2014-2015

Service Address

[illegible]

YTD TOTAL

15403 Willow River

AMOUNT PAID

\$1,811.55	\$1,726.21	\$1,895.94	\$3,938.17	\$1,928.09	\$1,942.94	\$24.33	\$1,946.72	\$1,746.35	\$1,761.44	18,721.74
------------	------------	------------	------------	------------	------------	---------	------------	------------	------------	-----------

18,721.74

**CENTERPOINT**

Service Address

24/3/14	3/5/4/3	4/3/5/5	5/5/6/4	6/4/7/3	7/3/8/4	8/4/9/3	9/3/10/2	10/2/10/1	10/3/12/3	12/3/16/15	
12	7	20	12	11	12	7	7	8	5	13	114

YTD TOTAL

15403 Willow River

AMOUNT PAID

\$29.02	\$24.91	\$31.97	\$26.08	\$25.34	\$25.23	\$22.57	\$21.91	\$22.57	\$21.91	\$25.91	277.42
---------	---------	---------	---------	---------	---------	---------	---------	---------	---------	---------	--------

277.42

TOTAL ENERGY PAID

\$1,840.57	\$1,751.12	\$1,927.91	\$3,964.25	\$1,993.43	\$1,968.17	\$46.90	\$1,968.63	\$1,768.92	\$1,783.35	\$25.91	0	\$18,999.11
------------	------------	------------	------------	------------	------------	---------	------------	------------	------------	---------	---	-------------

0 \$18,999.16

# INVESTMENT REPORT, AUTHORIZATION AND REVIEW

Report for  
HARRIS COUNTY MUD #162

Prepared for the reporting period ("Period") from

1/1/2015

to

1/31/2015

Demand Deposit Accounts	Rate	Begin Value for Period	Interest earned this period	Deposits or (Withdrawals)	Ending Value for Period
fund Money Market Savings					
DS Compass Bank	0.20%	72,500.55	6.64	100,682.00	173,189.19
CA Compass Bank	0.20%	46,654.83	5.75	(18.00)	46,642.58
OA Compass Bank	0.20%	641,712.26	74.68	356,731.99	998,518.93
OA Spirit of Texas	0.60%	207,884.06	0.00	0.00	207,884.06
	0.26%	968,751.70	87.07	457,395.99	1,426,234.76

Investment Pools		Beginning Value for Period		Interest earned	Deposits or	Ending Value for Period			
fund	Rate	Book	N.A.V.	Market	this period	(Withdrawals)	Book	N.A.V.	Market
DS Texpool	0.0465%	1,229.12	1.00006	1,229.19	0.00	0.00	1,229.12	1.00007	1,229.21
CA Texpool	0.0465%	1,501.11	1.00006	1,501.20	0.00	0.00	1,501.11	1.00007	1,501.22
OP Texpool	0.0465%	5,075.70	1.00006	5,076.00	0.27	0.00	5,075.97	1.00007	5,076.33
	0.0465%	7,805.93		7,806.40	0.27	0.00	7,806.20		7,806.75

Certificates of Deposits	Purchase Value	Term in Days	Begin Value for Period	Interest accrued this period	Deposits or (Withdrawals)	Ending Value for Period	Date of Purchase	Date of Maturity
fund								
OA Icon Bank	0.61%	365	240,807.94	124.76	0.00	241,508.20	08/11/14	08/11/15
OA Independent Bank/BOH	0.45%	182	240,955.44	92.09	0.00	241,098.03	12/15/14	06/15/15
OA Plains State Bank	0.40%	180	240,479.16	81.70	0.00	240,689.99	11/13/14	05/12/15
OA Texan Bank	0.60%	366	99,000.00	50.45	0.00	99,428.01	05/14/14	05/15/15
	0.5004%	366	821,242.54	349.54	0.00	838,336.63		135

total investments

0.3457%

829,048.47

366

1,798,933.33

436.88

457,395.99

2,272,377.59

warr:

51

## Compliance Statement.

The investments (reported on above) for the Period are in compliance with the investment strategy expressed in the District's Investment Policy and the Public Funds Investment Act.

## Review.

This report and the District's Investment Policy are submitted to the Board for its review and to make any changes thereto as determined by the Board to be necessary and prudent for the management of District funds.

## Signatures.

Myrtle Cruz, Inc. Invest.xls version 2.4

Investment Officer

(please sign & date)

*Harriet Cruz*  
Bookkeeper (Myrtle Cruz, Inc)



# CENTRAL BANK - PUBLIC FUNDS DEPOSIT COLLATERAL REPORT

ALL DISTRICTS

Effective Date: 12/31/2014

Accounts Through: 01/01/2015 7:00 PM

Memo Posts Through:

**HARRIS CO MUD 162**

Tax ID: 742058283

"The Bank's securities pricing vendor updates year-end pricing after 12/31/2014. Therefore, this statement doesn't reflect pricing changes".

FHLB Pledge Code: 20081

1st Consultant: MCI

2nd Consultant:

PLEGDED

## DEPOSITS

Acct No	Funds Type	Class	Balance	Interest	Total	Current Month Average	Prior Month Average	YTD Average	Prior Year Average
<b>Demand Deposits</b>									
290551	PF/CKG	60	\$102,123.02	\$0.00	\$102,123.02	\$67,817.91	\$80,283.50	\$102,123.00	\$88,221.27
	DDA								
<b>Subtotal Demand Deposits</b>			<b>\$102,123.02</b>	<b>\$0.00</b>	<b>\$102,123.02</b>	<b>\$67,817.91</b>	<b>\$80,283.50</b>	<b>\$102,123.00</b>	<b>\$88,221.27</b>
<b>Total Deposits</b>			<b>\$102,123.02</b>	<b>\$0.00</b>	<b>\$102,123.02</b>	<b>\$67,817.91</b>	<b>\$80,283.50</b>	<b>\$102,123.00</b>	<b>\$88,221.27</b>

## DEPOSIT COLLATERAL CALCULATION

	Account Balances	FDIC Insurance	Collateral Required
Subtotal Demand Deposits:	\$102,123.02	\$102,123.02	\$0.00
Subtotal Time/Svgs/MMA:	\$0.00	\$0.00	\$0.00
Subtotal Bond Fund Deposits:	\$0.00	\$0.00	\$0.00
<b>TOTALS:</b>	<b>\$102,123.02</b>	<b>\$102,123.02</b>	<b>\$0.00</b>

## DEPOSIT COLLATERAL POSITION

	Deposits Requiring Collateral	Securities Pledged	Excess Collateral	% Pledged
At 100 %	\$0.00	\$0.00	\$0.00	
At 105 %	\$0.00	\$0.00	\$0.00	

13



TAX COLLECTOR'S OATH

Harris Co. MUD # 1623

STATE OF TEXAS

COUNTY OF Harris

BOB LEARED, BEING duly sworn, states that he is the Tax Collector for the above named taxing unit and that the foregoing contains a true and correct report, accounting for all taxes collected on behalf of said taxing unit during the month therein stated.

Bob Leared

BOB LEARED

SWORN TO AND SUBSCRIBED BEFORE ME, this 9th day of February, 2015.

Michelle Guerrero

NOTARY PUBLIC, STATE OF TEXAS

(SEAL)



Submitted to Taxing Unit's Governing Body on \_\_\_\_\_.

EXHIBIT C

100-100000-100000

100-100000-100000

100-100000-100000


100-100000-100000

100-100000-100000  
100-100000-100000  
100-100000-100000  
100-100000-100000

100-100000-100000  
100-100000-100000

100-100000-100000  
100-100000-100000

100-100000-100000  
100-100000-100000



100-100000-100000

**HARRIS COUNTY M.U.D. #162**  
**TAX ASSESSOR/COLLECTOR'S REPORT**

1/31/2015

Taxes Receivable: 8/31/2014	\$	28,272.07	
Reserve for Uncollectables	(	6,555.76)	
Adjustments		<u>77.02</u>	\$ <u>21,793.33</u>
Original 2014 Tax Levy	\$	675,831.05	
Adjustments		<u>90,751.23</u>	<u>766,582.28</u>
<b>Total Taxes Receivable</b>			<b>\$ 788,375.61</b>
Prior Years Taxes Collected	\$	5,027.59	
2014 Taxes Collected ( 93.6%)		<u>717,593.23</u>	<u>722,620.82</u>
<b>Taxes Receivable at: 1/31/2015</b>			<b>\$ <u>65,754.79</u></b>

2014 Receivables:

Debt Service	12,469.94
Maintenance	36,519.11

---

*bob leared interests*

11111 Katy Freeway, Suite 725  
Houston, Texas 77079-2197

Phone: (713) 932-9011  
Fax: (713) 932-1150

**HARRIS COUNTY M.U.D. #162**

	Month of 1/2015	Fiscal to Date 8/01/2014 - 1/31/2015
<b>Beginning Cash Balance</b>	\$ 492,462.28	43,816.13
<b>Receipts:</b>		
Current & Prior Years Taxes	187,907.77	722,741.20
Penalty & Interest	65.00	3,233.40
Additional Collection Penalty	75.00	1,920.52
Overpayments	1.64	936.94
Funds Collected Pending Cert	632.37-	
Refund - due to adjustments	93.53	2,614.26
Rendition Penalty	80.88	290.76
<b>TOTAL RECEIPTS</b>	\$ 187,591.45	731,737.08
<b>Disbursements:</b>		
Atty's Fees, Delq. collection	614.75	2,065.94
CAD Quarterly Assessment		2,923.00
Publications, Legal Notice		850.90
Refund - due to adjustments		2,658.43
Refund - due to overpayments	935.30	935.30
Transfer to Debt Service Fund	120,000.00	160,000.00
Transfer to General Fund	356,749.99	399,074.22
Internal Bank Charges		78.14
Tax Assessor/Collector Fee	922.90	5,483.40
CAD Map Copy Fees		13.00
Rendition Penalty		12.20
Postage	295.32	311.52
Audit Preparation		200.00
Records Maintenance	30.00	60.00
Copies		223.25
Envelopes	4.50	96.15
Duplicate Statements		4.75
Parking Expense		15.00
Mileage Expense		47.04
<b>TOTAL DISBURSEMENTS</b>	(\$ 479,552.76 )	( 575,052.24 )
<b>CASH BALANCE AT: 1/31/2015</b>	\$ <u>200,500.97</u>	<u>200,500.97</u>



HARRIS COUNTY M.U.D. #162

Disbursements for month of February, 2015

Check #	Payee	Description	Amount
	W/T General Fund 2/11/15	Transfer to General Fund	\$ 140,058.48
	W/T Debt Service Fund 2/11/15	Transfer to Debt Service Fund	40,000.00
1030	P,B,F,C & M, LLP	Atty's Fees, Delq. collection	178.00
1031	Baron Randall & Eugenia	Refund - due to adjustments	93.53
1032	Bob Leared	Tax Assessor/Collector Fee	922.90
TOTAL DISBURSEMENTS			\$ 181,252.91
Remaining Cash Balance			\$ <u>19,248.06</u>
Wells Fargo Bank, N.A.			

HARRIS COUNTY M.U.D. #162

HISTORICAL COLLECTIONS DATA

Year	Collections Month Of 1/2015	Adjustments To Collections 1/2015	Total Tax Collections at 1/31/2015	Total Taxes Receivable at 1/31/2015	Collection Percentage
2014	187,816.30	93.53-	717,593.23	48,989.05	93.609
2013			710,356.24	5,939.52	99.171
2012	185.00		710,791.85	2,635.42	99.631
2011			709,990.67	2,888.59	99.595
2010			709,313.42	1,290.90	99.818
2009			720,355.89	1,275.64	99.823
2008			750,601.83	786.81	99.895
2007			768,887.90	847.36	99.890
2006			738,359.99	815.14	99.890
2005			739,070.14	286.36	99.961
2004			733,836.18		100.000
2003			727,064.34		100.000
2002			759,801.68		100.000
2001			626,578.74		100.000
2000			587,181.92		100.000
1999			574,662.62		100.000
1998			567,386.02		100.000
1997			593,037.78		100.000
1996			594,244.49		100.000
1995			590,562.88		100.000
1994			643,955.41		100.000
1993			668,068.14		100.000
1992			638,780.83		100.000
1991			631,546.88		100.000
1990			594,929.16		100.000
1989			590,119.99		100.000
1988			391,390.39		100.000
1987			376,780.50		100.000
1986			419,732.30		100.000
1985			433,458.50		100.000
1984			592,891.67		100.000
1983			468,616.61		100.000
1982			314,533.45		100.000
1981			207,509.76		100.000
1980			116,831.12		100.000
1979			46,185.04		100.000

(Percentage of collections same period last year 93.877 )

## HARRIS COUNTY M.U.D. #162

## HISTORICAL TAX DATA

Year	Taxable Value	SR/CR	Tax Rate	Adjustments	Reserve for Uncollectibles	Adjusted Levy
2014	139,378,525	00/05	.550000	90,751.23		766,582.28
2013	126,442,285	00/16	.566500	34,635.80		716,295.76
2012	125,935,935	00/22	.566500	61,361.17		713,427.27
2011	125,839,209	00/31	.566500	53,209.47		712,879.26
2010	126,893,627	07/42	.560000	89,938.05		710,604.32
2009	128,890,756	06/54	.560000	109,380.22	156.79	721,631.53
2008	134,232,728	18/66	.560000	107,136.63	314.63	751,388.64
2007	130,657,682	23/61	.590000	100,894.10	1,145.15	769,735.26
2006	125,428,395	29/73	.590000	54,550.33	852.41	739,175.13
2005	123,383,543	20/53	.600000	21,129.86	944.76	739,356.50
2004	122,355,970	07/24	.600000	36,973.14	299.64	733,836.18
2003	121,254,410	07/21	.600000	60,950.40	462.12	727,064.34
2002	114,296,870	07/22	.665000	23,892.88	274.58	759,801.68
2001	111,900,380	06/39	.560000	42,466.06	63.39	626,578.74
2000	104,858,400	00/21	.560000	19,876.85	25.09	587,181.92
1999	97,402,530	00/00	.590000	20,641.30	12.39	574,662.62
1998	96,182,970	00/00	.590000	21,310.05	93.58	567,386.02
1997	95,676,440	00/00	.620000	14,869.55	156.18	593,037.78
1996	95,885,210	00/00	.620000	12,887.56	243.78	594,244.49
1995	95,308,100	00/00	.620000	9,420.93	347.38	590,562.88
1994	92,081,070	00/00	.700000	7,049.07	612.08	643,955.41
1993	91,548,720	00/00	.730000	21,355.71	237.54	668,068.14
1992	85,207,300	00/00	.750000	17,805.21	274.21	638,780.83
1991	84,208,740	00/00	.750000	9,596.02	18.98	631,546.88
1990	79,326,660	00/00	.750000	13,523.11	21.08	594,929.16
1989	78,854,250	00/00	.750000	15,750.33		590,119.99
1988	75,372,520	00/00	.520000	6,807.02		391,390.39
1987	75,495,490	00/00	.500000	6,979.65		376,780.50
1986	84,264,770	00/00	.500000	12,247.05		419,732.30
1985	86,726,700	00/00	.500000	6,805.10		433,458.50
1984	84,767,970	00/00	.700000	124,206.53		592,891.67
1983	66,945,230	00/00	.700000	1,595.23-		468,616.61
1982	44,933,350	00/00	.700000			314,533.45
1981	25,938,720	00/00	.800000	206.56		207,509.76
1980	14,603,890	00/00	.800000	267.60-		116,831.12
1979	5,773,130	00/00	.800000	62.40		46,185.04

# HARRIS COUNTY M.U.D. #162

## TAX RATE COMPONENTS

Year	Debt Service Rate	Debt Service Levy	Maintenance Rate	Maintenance Levy
2014	.140000	195,130.07	.410000	571,452.21
2013	.200000	252,884.64	.366500	463,411.12
2012	.200000	251,871.93	.366500	461,555.34
2011	.210000	264,262.42	.356500	448,616.84
2010	.250000	317,234.09	.310000	393,370.23
2009	.260000	335,043.20	.300000	386,588.33
2008	.370000	496,453.22	.190000	254,935.42
2007	.400000	521,854.41	.190000	247,880.85
2006	.460000	576,306.02	.130000	162,869.11
2005	.480000	591,485.20	.120000	147,871.30
2004	.480000	587,068.94	.120000	146,767.24
2003	.500000	605,886.93	.100000	121,177.41
2002	.565000	645,545.82	.100000	114,255.86
2001	.460000	514,689.70	.100000	111,889.04
2000	.510000	534,754.97	.050000	52,426.95
1999	.540000	525,962.38	.050000	48,700.24
1998	.540000	519,302.44	.050000	48,083.58
1997	.570000	545,212.13	.050000	47,825.65
1996	.570000	546,321.52	.050000	47,922.97
1995	.570000	542,936.82	.050000	47,626.06
1994	.650000	597,958.58	.050000	45,996.83
1993	.680000	622,310.02	.050000	45,758.12
1992	.700000	596,195.42	.050000	42,585.41
1991	.700000	589,443.73	.050000	42,103.15
1990	.700000	555,267.20	.050000	39,661.96
1989	.700000	550,778.64	.050000	39,341.35
1988	.470000	353,756.72	.050000	37,633.67
1987	.450000	339,102.45	.050000	37,678.05
1986	.450000	377,759.07	.050000	41,973.23
1985	.500000	433,458.50		
1984	.700000	592,891.67		
1983	.700000	468,616.61		
1982	.700000	314,533.45		
1981	.800000	207,509.76		
1980	.800000	116,831.12		
1979	.800000	46,185.04		

HARRIS COUNTY M.U.D. #162

Notes:

- \$ 632.37 - REPORTED AS FUNDS PENDING CERTIFICATION ON PRIOR REPORT.  
TRANSFERRED TO 2014 TAXES, ACCT# 0101-005-0210
- \$ 93.53 - REPORTED AS TAXES COLLECTED ON PRIOR REPORT. TRANSFERRED TO  
REFUNDS DUE TO ADJ# 5, 2014 TAXES, ACCT# 0101-006-0060
- \$ 1.64 - REFUND DUE TO OVERPAYMENT WILL BE ISSUED AT TAXPAYER'S REQUEST  
2014 TAXES, ACCT# 0201-000-0080

**HARRIS COUNTY M.U.D. #162**

<b>Tax Exemptions:</b>	<b>2014</b>	<b>2013</b>	<b>2012</b>
Homestead	.000	.000	.000
Over 65	25,000	25,000	25,000
Disabled	25,000	25,000	25,000

**Last Bond Premium Paid:**

<b>Payee</b>	<b>Date of Check</b>	<b>Amount</b>
Harco Insurance Services	10/03/2013	250.00
11/1/13-11/1/16		

<b>Adjustment Summary:</b>	<b>2014</b>	
10/2014	/ CORR 002	65,767.57
11/2014	/ CORR 003	17,919.94
12/2014	/ CORR 004	6,443.24
1/2015	/ CORR 005	620.48
<b>TOTAL</b>		<b>90,751.23</b>

HARRIS COUNTY M.U.D. #162  
Homestead Payment Plans

<u>Account no.</u>	<u>Property Owner</u>	<u>Tax</u> <u>Year</u>	<u>Last</u> <u>Payment</u> <u>Amount</u>	<u>Last</u> <u>Payment</u> <u>Date</u>	<u>Balance</u> <u>Due</u>
(A) 0201-013-0140	JOHNSON ARTHUR LEE SR	2010	189.59	09/25/14	.00
		2011	277.01	11/30/14	.00
		2012	383.00	02/09/15	348.71
(A) 0301-017-0080	GOSHORN LILY & DANIEL	2011	177.08	10/08/14	.00
		2012	325.00	01/19/15	291.68

\*Total      Count 2

(I) - BLI Contract      (A) - Delinquent Attorney Contract

## HARRIS COUNTY M.U.D. #162

## Top Delinquent Taxpayers

2/10/15 (Maximum of 40)

Code	Description
B	Bankrupt
C	Payment Contract
D	Deferred Over 65
S	Suit Pending
P	Partial Payment
Q	Quarter Payments
L	CAD Law Suit
H	Homestead Contract

Taxpayer	2014	Prior Years	This Month Totals
COPPERFIELD ATHLETIC CORP	9,125.98		9,125.98
NORTHWEST PETROLEUM LP	2,945.70		2,945.70
NORTHWEST PETROLEUM INC	1,426.74		1,426.74
LEONHARDT RODNEY & MARCIA	975.68		975.68
HOLLIDAY GREGORY S	971.53	750.61	1,722.14
BUSH MICHAEL D & LISA A	968.00		968.00
H GOSHORN LILY & DANIEL	913.55	1,032.84	1,946.39
ELOLF ROBERT W & JANET	891.00		891.00
ROSENBERG RICHARD & DEEAN	847.00	793.10	1,640.10
RENDON MARK	838.67		838.67
S GREEN MARVIN	838.10	2,361.90	3,200.00
TARBERT LLC	789.53		789.53
VEGA MARTHA	778.95		778.95
NEVARES JORGE A	772.82		772.82
BERROSPE PHILIP & MARIA L	768.76		768.76
D BAUER CARL & MARTHA	750.93		750.93
H JOHNSON ARTHUR LEE SR	738.06	212.11	950.17
HARRISON ROBERT E	735.46		735.46
BROOKS SANDRA D	708.30		708.30
HUCK WILLIAM R & WANDA G	705.00		705.00
ROMANO JOHN A	701.45		701.45
KARR DAVID & TERRY	695.75		695.75
NORTON DANNY & TERI	695.75		695.75
SHANLEY JOSEPH D & DOROTH	691.60		691.60
RIVERA JOSE A & DALIA N	650.89		650.89
GALLEGOS BLANCA	646.01		646.01
ESLAMI PAULETTE S	637.31		637.31
MOLINA NATALIE	635.82		635.82
GALLARDO YEIMI	629.29		629.29
2013 B PROPERTY OWNER LLC	620.91		620.91
MOREIRA ALEXANDRA & MABEL	619.36		619.36
D RAVIN JESSE L & ALICE	612.00	2,930.21	3,542.21
HENRY BRYAN D	603.60		603.60
VONBADEN GREGORY & LANNA	599.50	526.85	1,126.35
D PHILLIPS THOMAS W	591.98	5,678.87	6,270.85
MALINOFF JACOB	586.81		586.81
BERT ELIJAH & GLADYS	555.90		555.90
TOLIVER JOHNNIE ET AL	510.72		510.72
D RABORN DONALD W & THORA G	494.46		494.46
D BACHEMIN GLORIA		1,047.71	1,047.71
<b>Report Totals</b>	39,268.87	15,334.20	54,603.07
<b>Total delinquent</b>	40,564.61	16,550.74	57,115.35



Taxpayer Name	Account #	Property Address	Year	Tax Due	Last payment	Date
ABBOTTS PERFORMING ARTS CENTER	9900-039-3706	08475 HIGHWAY 6 N 77095	2014	33.29		02/28/2014
AMADOR G C & MARY	0101-002-0060	8530 PEARL LAKE DR 77095	2014	475.40	QP	01/19/2015
AMERICAN LIMOS AND SEDANS LLC	9900-213-2770		2011	411.10		
AR CUSTOM FLOORS	9900-219-8222		2012	12.66		
	9900-219-8222		2013	12.66		
			*	25.32		
BACHEMIN GLORIA	0201-013-0350	15302 QUIET CREEK DR 77095	2007	20.71	DF	01/31/2015
	0201-013-0350		2011	513.50	DF	
	0201-013-0350		2013	513.50	DF	
			*	1,047.71		
BADER GAYLE & ROBERT	0101-005-0210	15522 PEBBLE LAKE DR 77095	2014	33.13		01/26/2015
BAUER CARL & MARTHA	0301-022-0140	15731 MESA GARDENS DR 77095	2014	750.93	DF	03/31/2014
BELLA NOVA DAY SPA AND RETREAT	9900-203-6742	07825 HIGHWAY 6 N 77095	2014	36.04		04/30/2014
BERROSPE PHILIP & MARIA L	0201-010-0260	8407 FORESTSIDE LN 77095	2014	768.76		1,027.93 08/31/2014
BERT ELIJAH & GLADYS	0101-003-0230	15315 PEBBLE LAKE DR 77095	2014	555.90		507.65 11/13/2013
BROOKS SANDRA D	0101-002-0430	15403 MEADOW VILLAGE DR 77095	2014	708.30		663.22 11/19/2013
BUSH MICHAEL D & LISA A	0301-019-0350	7514 CREEK GLEN DR 77095	2014	968.00		969.85 02/12/2014
BYRD RONALD E	0301-017-0180	7610 CLUB LAKE DR 77095	2014	701.25	DF	233.75 01/31/2015
COPPERFIELD ATHLETIC CORP	0301-000-0010	15800 LOGENBAUGH 77095	2014	9,125.98		4,608.12 05/30/2014
DEBBY FAY MCCOLLUM	9900-215-7000	08319 CLOVER GARDENS DR 77095	2012	44.85		
	9900-215-7000		2013	40.36		
	9900-215-7000		2014	35.27		
			*	120.48		
ELOLF ROBERT W & JANET	0301-018-0280	15703 WINDY GLEN DR 77095	2014	891.00		878.93 02/28/2014
EROSION SOLUTIONS	9900-102-5456	07802 PINE FALLS DR 77095	2012	3.25		
	9900-102-5456		2013	2.93		
	9900-102-5456		2014	2.75		
			*	8.93		
ESLAMI PAULETTE S	0101-001-0180	15334 PEBBLE LAKE DR 77095	2014	637.31		596.76 01/30/2014
FHCO	9900-213-6396	08303 HIGHWAY 6 N 77095	2011	62.41		62.62 12/15/2014
	9900-213-6396		2012	63.45		
	9900-213-6396		2013	63.90		
			*	189.76		
GALLARDO YEIMI	0101-006-0300	15606 MEADOW VILLAGE DR 77095	2014	629.29		611.47 03/26/2014
GALLEGOS BLANCA	0101-004-0530	15506 SUNGOLD CT 77095	2014	646.01		576.81 01/30/2014
GOSHORN LILY & DANIEL	0301-017-0080	7702 CLUB LAKE DR 77095	2012	177.42		325.00 01/19/2015
	0301-017-0080		2013	855.42		
	0301-017-0080		2014	913.55		
			*	1,946.39		
GREEN MARVIN	0201-009-0140	8302 TOWN CREEK DR 77095	2011	787.30	SU	232.32 10/12/2011
	0201-009-0140		2012	787.30	SU	
	0201-009-0140		2013	787.30	SU	
	0201-009-0140		2014	838.10	SU	
			*	3,200.00		
HARRISON ROBERT E	0201-009-0310	8235 SILENT CEDARS DR 77095	2014	735.46		695.91 12/30/2013
HENRY BRYAN D	0101-006-0170	15606 HIGHFIELD DR 77095	2014	603.60		565.19 11/25/2013
HOLLIDAY GREGORY S	0301-015-0240	7518 RIVER GARDEN DR 77095	2013	750.61		1,143.92 05/19/2014
	0301-015-0240		2014	971.53		
			*	1,722.14		
HUCK WILLIAM R & WANDA G	0201-011-0160	15338 GLENWOOD PARK DR 77095	2014	705.00		661.32 01/29/2014
JES'US BARBERS	9900-204-0243	15050 WEST RD 77095	2010	15.26		
JOHNSON ARTHUR LEE SR	0201-013-0140	8134 SILENT CEDARS DR 77095	2012	212.11		383.00 02/09/2015
	0201-013-0140		2014	738.06		
			*	950.17		
KARR DAVID & TERRY	0201-011-0550	8215 CLOVER GARDENS DR 77095	2014	695.75		710.11 03/31/2014
KELLY TERESA J	0201-010-0350	8407 WINDY COVE CT 77095	2014	.90		797.00 01/28/2015
LEONHARDT RODNEY & MARCIA	0301-022-0160	15723 MESA GARDENS DR 77095	2014	975.68		1,014.08 04/30/2014
MALINOFF JACOB	0101-007-0050	15631 MEADOW VILLAGE DR 77095	2014	586.81		540.44 12/11/2013
MANNY'S CAFE	9900-103-8038	08475 HIGHWAY 6 N 77095	2014	85.12		55.34 01/15/2014
MENCHIES FROZEN YOGURT	9900-213-6387		2014	366.38		376.47 01/23/2014
MOLINA NATALIE	0101-004-0400	8507 HEATHERBANK DR 77095	2014	635.82		648.94 03/27/2014
MOREIRA ALEXANDRA & MABELL	0101-001-0050	15218 PEBBLE LAKE DR 77095	2014	619.36		631.93 06/19/2014
NEVARES JORGE A	0201-010-0130	15202 WINDY COVE DR 77095	2014	772.82		723.64 12/31/2013
NORTHMEAD VLG COMM ASSN	0101-000-0010	15623 PEBBLE LAKE DR 77095	2014	.55		.57 06/10/2014
NORTHWEST PETROLEUM INC	9900-071-2805	08497 HIGHWAY 6 N 77095	2014	1,426.74		1,704.38 01/31/2014
NORTHWEST PETROLEUM LP	0101-000-0031	8497 HIGHWAY 6 N 77095	2014	2,945.70		3,017.56 01/31/2014
NORTON DANNY & TERI	0201-013-0200	8110 SILENT CEDARS DR 77095	2014	695.75		723.14 04/05/2014
PARKER ERIC G & TERESA	0101-007-0130	15531 MEADOW VILLAGE DR 77095	2013	478.61		511.13 01/22/2015
PHILLIPS THOMAS W	0201-009-0240	8207 SILENT CEDARS DR 77095	2005	286.36	DF	776.62 05/28/2008
	0201-009-0240		2006	815.14	DF	

Taxpayer Name	Account #	Property Address	Year	Tax Due	Last payment	Date
PHILLIPS THOMAS W	0201-009-0240	8207 SILENT CEDARS DR 77095	2007	826.65	DF	
	0201-009-0240		2008	786.81	DF	
	0201-009-0240		2009	659.46	DF	
	0201-009-0240		2010	659.46	DF	
	0201-009-0240		2011	548.33	DF	
	0201-009-0240		2012	548.33	DF	
	0201-009-0240		2013	548.33	DF	
	0201-009-0240		2014	591.98	DF	
				6,270.85		
RABORN DONALD W & THORA G	0101-004-0190	15327 PEBBLE LAKE DR 77095	2014	494.46	DF	468.12 07/30/2014
RAVIN JESSE L & ALICE	0201-008-0330	8111 TOWN CREEK DR 77095	2009	616.18	DF	694.51 06/30/2009
	0201-008-0330		2010	616.18	DF	
	0201-008-0330		2011	565.95	DF	
	0201-008-0330		2012	565.95	DF	
	0201-008-0330		2013	565.95	DF	
	0201-008-0330		2014	612.00	DF	
				3,542.21		
REMAX WEST HOUSTON	9900-053-8545	07825 HIGHWAY 6 N 77095	2014	111.65		329.16 03/31/2014
RENDON MARK	0201-008-0220	8303 TOWN CREEK DR 77095	2014	838.67		1,125.86 08/27/2014
RIVERA JOSE A & DALIA N	0101-003-0090	15362 MEADOW VILLAGE DR 77095	2014	650.89		657.85 05/23/2014
RJL ENTERPRISES INC	9900-088-7489	07534 CLUB LAKE DR 77095	2012	5.10		5.04 01/30/2015
ROBERT S BARKLEY	9900-215-7777	15202 PEBBLE LAKE DR 77095	2014	2.93		3.68 01/15/2014
ROMANO JOHN A	0101-003-0350	15415 SWAN CREEK DR 77095	2014	701.45		715.92 03/12/2014
ROSENBERG RICHARD & DEEANNE	0301-015-0180	7614 RIVER GARDEN DR 77095	2013	793.10		793.10 12/31/2012
	0301-015-0180		2014	847.00		
				1,640.10		
SEARS HARDWARE STORE #5457	9900-220-4482		2014	110.00		
SHANLEY JOSEPH D & DOROTHY	0201-011-0470	8323 CLOVER GARDENS DR 77095	2014	691.60		647.59 12/31/2013
SHELL OIL CO	0101-000-0042	HIGHWAY 6 N 77095	2014	2.33		5.98 01/31/2014
TARBERT LLC	0201-011-0520	8303 CLOVER GARDENS DR 77095	2014	789.53		807.03 03/31/2014
TOLIVER JOHNNIE ET AL	0101-002-0080	8522 PEARL LAKE DR 77095	2014	510.72		525.85 05/09/2014
VEGA MARTHA	0201-013-0190	8114 SILENT CEDARS DR 77095	2014	778.95		737.83 01/31/2014
VONBADEN GREGORY & LANNA	0101-003-0140	15330 MEADOW VILLAGE DR 77095	2013	526.85		584.80 04/11/2013
	0101-003-0140		2014	599.50		
				1,126.35		
2013 B PROPERTY OWNER LLC	0101-007-0010	15647 MEADOW VILLAGE DR 77095	2014	620.91		596.73 12/30/2013

	<u>Totals</u>		
Tax year	Delinquent	Not Delinquent	Tax due
2014	41,265.86	19.78	41,285.64
2013	5,939.52		5,939.52
2012	2,420.42		2,420.42
2011	2,888.59		2,888.59
2010	1,290.90		1,290.90
2009	1,275.64		1,275.64
2008	786.81		786.81
2007	847.36		847.36
2006	815.14		815.14
2005	286.36		286.36
Total	57,816.60	19.78	57,836.38

\*Number of accounts on report 61





5870 Highway 6 North, Suite 215  
Houston, Texas 77084  
Tel : 281 861-6215  
Fax : 281 861-6218

**HARRIS COUNTY M.U.D. No. 162**  
**OPERATIONS REPORT**  
**January-15**

**WATER PLANT SUMMARY**

Produced from Well	5.81%	January-15	405,000 gal	HGCSD YTD	804,000 gal
Purchased from WHCRWA	94.19%		6,560,000 gal		14,205,000 gal
WHCRWA Allocated Withdrawal	12/1/14 to 11/30/15				180,000,000 gal
Amount Remaining on WHCRWA allocation					164,991,000 gal
Months Remaining on WHCRWA allocation					10 months
COMMENTS:					

**ACCOUNTABILITY SUMMARY**

Metered & Billed	12/31/2014	to	1/30/2015	January-15	6,354,000 gal	Last 13 Months	See attached Spreadsheet
Amount Used to Maintain System					237,000 gal		
STP usage					35,000 gal		
Amount Produced From Well	12/31/2014	to	1/30/2015		430,000 gal		
Water Purchased - WHCRWA					6,521,000 gal		
Water Sold - MUD 208					- gal		
Water Sold - MUD 186	Monthly				67,000 gal		
Water Sold - MUD 208	Monthly				79,000 gal		
Percent Water Accountability					96.92%		93.38%

Comments:

**BUILDER DAMAGES**

Current                      30/60 Days                      60/90 Days                      Over 90 Days

**OPERATIONS EXPENSES**

	January-15	6 Months (FYTD)
Operational Services	\$ 4,432.79	\$ 27,830.52
Customer Account Transfers	\$ 200.00	\$ 1,900.00
Terminations	\$ 300.00	\$ 900.00
Administrative Services	\$ -	\$ 1,321.89
Taps/Inspections	\$ -	\$ 6,175.00
Temporary Meter Maintenance	\$ -	\$ -
Chemicals	\$ -	\$ 1,264.47
Laboratory Expense	\$ 479.29	\$ 4,157.07
Water Plant Expense	\$ 1,396.91	\$ 19,368.48
Water Distribution Repairs	\$ 5,359.07	\$ 24,638.59
Meter Replacement	\$ 1,615.00	\$ 3,990.00
Wastewater Collection Repairs	\$ 208.35	\$ 4,008.95
Special Projects	\$ -	\$ 2,762.69
TOTAL AMOUNT INVOICED	\$ 13,991.41	\$ 98,317.66

EXHIBIT "D"

HARRIS COUNTY MUD No.162  
WATER ACCOUNTABILITY REPORT  
January-15


Meter Reading Cycle		Metered (Thousand Gallons)						Water Sold (Thous. Gal.)						Maint. (K. Gal.)	Water Acct. (K. Gal.)	Well Pumpage (K. Gal.)	Water Purch. (Thous. Gal.)			Total Water Supplied	Percent Acct.
		Res.	Comm	Park/Rec	Irrig	STP	Total	208	186	188	186	179	208				WHCRWA	186	208		
12/31/2013	1/31/2014	5229	998	193	380	31	6831	106	121	0	0	0	0	155	7213	507	7285	0	0	7792	92.57%
1/31/2014	2/28/2014	4539	1356	286	473	35	6689	71	72	0	0	0	0	75	6907	315	6953	0	0	7268	95.03%
2/28/2014	3/31/2014	5485	1289	424	621	27	7846	56	69	0	0	0	0	102	8073	330	8378	0	0	8708	92.71%
3/31/2014	4/30/2014	7986	1525	590	836	36	10973	136	151	0	0	0	0	54	11314	532	11392	0	0	11924	94.88%
4/30/2014	5/30/2014	8525	1494	800	1056	30	11905	99	132	0	0	0	0	63	12199	388	12611	0	0	12999	93.85%
5/30/2014	6/30/2014	8599	1429	674	1262	32	11996	136	131	0	0	0	0	122	12385	314	12987	0	0	13301	93.11%
6/30/2014	7/31/2014	8100	1368	631	1168	34	11301	107	135	0	0	0	0	72	11615	461	11862	0	0	12323	94.25%
7/31/2014	8/29/2014	9081	1269	502	951	25	11828	131	137	0	0	0	0	68	12164	386	12643	0	0	13029	93.36%
8/29/2014	9/30/2014	8878	1568	433	1098	25	12002	108	166	0	0	0	0	208	12484	406	13306	0	0	13712	91.04%
9/30/2014	10/31/2014	7856	1417	331	663	25	10292	92	132	0	0	0	0	253	10769	444	11112	0	0	11556	93.19%
10/31/2014	11/28/2014	5504	1009	176	250	26	6965	76	100	0	0	0	0	246	7387	292	7629	0	0	7921	93.26%
11/28/2014	12/31/2014	5555	1197	252	313	29	7346	79	67	0	0	0	0	237	7729	399	8089	0	0	8488	91.06%
12/31/2014	1/30/2015	5044	1032	52	191	35	6354	79	67	0	0	0	0	237	6737	430	6521	0	0	6951	96.92%
Total		90381	16951	5344	9262	390	122328	1276	1480	0	0	0	0	1892	126976	5204	130768	0	0	135972	93.38%

Meter Reading Cycle		WHCRWA billed to Customers	WHCRWA bill	WHCRWA Credit	Total
1/31/2014	2/28/2014	\$ 15,304.20	\$ 16,590.40	\$ 5,061.00	\$ 3,774.80
2/28/2014	3/31/2014	\$ 18,013.60	\$ 19,896.40	\$ 5,061.00	\$ 3,178.20
3/31/2014	4/30/2014	\$ 25,162.00	\$ 27,212.40	\$ 5,061.00	\$ 3,010.60
4/30/2014	5/30/2014	\$ 27,328.60	\$ 29,742.50	\$ 5,061.00	\$ 2,647.10
5/30/2014	6/30/2014	\$ 25,291.00	\$ 30,466.70	\$ 5,061.00	\$ (114.70)
6/30/2014	7/31/2014	\$ 27,528.70	\$ 28,158.50	\$ 5,061.00	\$ 4,431.20
7/31/2014	8/29/2014	\$ 27,188.30	\$ 29,812.30	\$ 5,061.00	\$ 2,437.00
8/29/2014	9/30/2014	\$ 25,598.08	\$ 31,375.20	\$ 5,061.00	\$ (716.12)
9/30/2014	10/31/2014	\$ 23,667.46	\$ 26,401.20	\$ 5,061.00	\$ 2,327.26
10/31/2014	11/28/2014	\$ 16,019.50	\$ 18,101.50	\$ 5,061.00	\$ 2,979.00
11/28/2014	12/31/2014	\$ 16,875.10	\$ 19,362.80	\$ 5,061.00	\$ 2,573.30
12/31/2014	1/30/2015	\$ 15,542.80	\$ 16,857.95	\$ 5,061.00	\$ 3,745.85
TOTAL		\$ 263,519.34	\$ 293,977.85	\$ 60,732.00	\$ 30,273.49

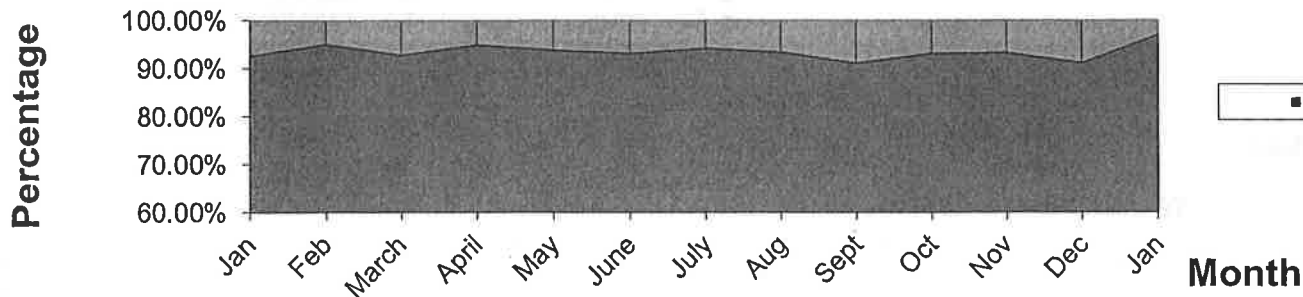
January 2015 WHCRWA rate

\$2.45 /gal

### Water Accountability



### % Accountable



Water Sold

208 - Harris County MUD No 208  
186 - Harris County MUD No 186  
179 - Harris County MUD No 179  
188 - Harris County MUD No 188

Unmetered  
Unmetered  
Metered  
Metered

# MAINTENANCE SUMMARY

January-15

## Water Plant Maintenance

No New Items to Report

## Water Line Maintenance

### Hydrant Maintenance

We are continuing to repair the items noted during the hydrant survey.

Estimated Cost	\$	5,150.00	Cost to Date	\$	1,367.86
----------------	----	----------	--------------	----	----------

### Hydrant Painting

Budget Item

Approved 1/15

We are scheduling the hydrant painting approved last month.

Estimated Cost	\$	4,500.00
----------------	----	----------

### Water Main Break - Ridge Park

The replacement of the water main and the driveway is complete and should be invoiced next month.

MUD 162 %	59.0%
-----------	-------

MUD 208 %	41.0%
-----------	-------

Estimated Cost	\$	14,500.00
----------------	----	-----------

### Valve Survey

Budget Item

Approved 1/15

Southdown Valve Survey is scheduled for this budget year and we have the survey scheduled for February.

Estimated Cost	\$	7,500.00 including repairs
----------------	----	----------------------------

## Sewer Line Maintenance

No New Items to Report

## Administrative

No New Items to Report



5870 Highway 6 North, Suite 215  
Houston, Texas 77084  
Tel : 281 861-6215  
Fax : 281 861-6218

**HARRIS COUNTY MUD No. 162**  
**Billing & Collection Summary**  
**January-15**

**TAP CONNECTION SUMMARY**

	<u>Residential</u>	<u>Commercial</u>	<u>Total</u>
Water Connections	835	50	885
Sewer Connections	835	31	866

**TAP COLLECTION SUMMARY**

	<u>Residential</u>	<u>Commercial</u>	<u>Total</u>
Water Tap	\$0.00	\$3,200.00	\$3,200.00
Inspections	\$0.00	\$150.00	\$150.00
Builder Deposit	\$0.00	\$0.00	\$0.00
Temporary Meter Deposit	\$0.00	\$0.00	\$0.00
Temporary Meter Installation	\$0.00	\$0.00	\$0.00

Comments: Tap installed for CCA building.

**WATER BILL PAYMENTS**

Last Month Receivables		
Deposit	\$	-
Penalty	\$	1,963.57
Sewer	\$	14,104.95
Water	\$	14,790.86
Application Fee	\$	77.50
Grease Trap	\$	549.60
Work Order	\$	148.52
WHCRWA	\$	29,490.47
Current Billing		
Sewer	\$	13,921.50
Water	\$	11,975.82
Application Fee	\$	-
Grease Trap	\$	-
Work Order	\$	-
WHCRWA	\$	15,542.80
Arrears		
30 Day	\$	7,542.80
60 Day	\$	2,559.86
90 Day	\$	9,881.83

**DEPOSIT INFORMATION**

Deposits Balance on File	\$	62,050.00
--------------------------	----	-----------

**BILLING ACTIVITY**






BROWN & GAY  
ENGINEERS

## ENGINEER'S REPORT

**Date:** February 10, 2015

**To:** Harris County MUD No. 162

**From:**   
Jonathan M. St. Romain, P.E.  
District Engineer

---

**5. Engineering matters:**

Pavement Repair on Meadow Village Drive: Construction is complete and road has been reopened. Expect first and only payment next month.

**6. Middlegate Village Sewer Line Rehab:**

Please see attached bid tabulation and recommendation of award. We recommend the Board award this job to Cruz Tech Inc. in the amount of \$199,599.60, contingent upon our review and approval of the contractor's financials, qualifications, and recommendations.

We will be happy to answer any questions.



February 10, 2015

Board of Directors  
Harris County Municipal Utility District No. 162  
c/o Fulbright & Jaworski, LP  
1301 McKinney, Suite 5100  
Houston, TX 77010

Re: **Recommendation of Award  
Middlegate Village, Section One  
Sanitary Sewer Rehabilitation  
BGE Job No. 3164-00**

Dear Board of Directors:

On Tuesday, February 10, 2015, four bids were received on the above referenced project. Cruz Tec, Inc. submitted the lowest total bid of \$199,599.60.

The contractor has successfully completed similar projects for developments in Houston and the surrounding areas. Based on the bid submitted, it is recommended that Cruz Tec, Inc. be authorized to perform this work for the proposed amount of \$199,599.60, contingent upon review and approval of financials, qualifications and references, approval of construction plans, and verification of their bonds and insurance coverage.

Upon your approval, we will begin immediately to prepare and circulate the appropriate contract documents for execution. Should you have any questions or require any additional information, please call me at 281-558-8700. Please find attached a copy of the bid tabulation.

Sincerely,

A handwritten signature in black ink, appearing to read "Jonathan St. Romain".

Jonathan St. Romain, PE  
Project Manager



cc: Ms. Jana Cogburn – Fulbright & Jaworski, LLP  
Ms. Helen Hau – Fulbright & Jaworski, LLP  
Mr. Gary Goessler – Brown & Gay Engineers, Inc.  
Mr. Dave Niles – Brown & Gay Engineers, Inc.  
TCEQ – Houston

Harris County MUD No. 162

Sanitary Sewer Rehabilitation for  
Middlegate Village Section 1

Bid Tabulation

Bid Date: Tuesday, February 10, 2015

BGE Job No. 3164-00

X:\Districts\HCMUD\162\SS\_Rehab\_Middlegate\_Village\_3164\08\_Construction\02\_BiddingPhase\2015-02-10\_SS\_REHAB\_BIDTAB\_AA.xlsx[BIDTAB

Denotes Mathematical Error

Denotes Mathematical Error		Cruz Tec		IPR South Central		Insituform Technologies		Layne Inliner	
ITEM	DESCRIPTION	UNIT COST	ITEM TOTAL	UNIT COST	ITEM TOTAL	UNIT COST	ITEM TOTAL	UNIT COST	ITEM TOTAL
UNIT A: BASE BID ITEMS									
1.	Pre-construction video-taping and cleaning of lines, including trimming of roots and protruding services	5,467 LF	\$ 2.15 \$ 11,754.05	\$ 2.60 \$ 14,214.20	\$ 4.00 \$ 21,868.00	\$ 3.00 \$ 16,401.00			
2.	Post-construction video-taping and cleaning of lines	5,467 LF	\$ 0.65 \$ 3,553.55	\$ 0.50 \$ 2,733.50	\$ 0.50 \$ 2,733.50	\$ 1.00 \$ 5,467.00			
3.	Install cured-in-place liner for 8-inch pipe	2,632 LF	\$ 26.00 \$ 68,432.00	\$ 26.00 \$ 68,432.00	\$ 33.00 \$ 86,856.00	\$ 30.00 \$ 78,960.00			
4.	Install cured-in-place liner for 12-inch pipe	255 LF	\$ 33.00 \$ 8,415.00	\$ 65.00 \$ 16,575.00	\$ 47.00 \$ 11,985.00	\$ 65.00 \$ 16,575.00			
5.	Internally reconnect active services (on cured-in-place segments) \$120 minimum	30 EA	\$ 120.00 \$ 3,600.00	\$ 120.00 \$ 3,600.00	\$ 120.00 \$ 3,600.00	\$ 120.00 \$ 3,600.00			
6.	Externally reconnect active services (including sod, dewatering, excavation, and trench safety) \$1,000 minimum	23 EA	\$ 1,000.00 \$ 23,000.00	\$ 1,000.00 \$ 23,000.00	\$ 1,000.00 \$ 23,000.00	\$ 1,000.00 \$ 23,000.00			
7.	Point repair for sags, collapsed, or broken pipe, including excavation, embedment, pipe, appurtenances, backfill, disposal, restoration of site, landscaping, and sodding, and reconnect sanitary service (20 LF minimum each, \$2,000 minimum)	1 EA	\$ 2,000.00 \$ 2,000.00	\$ 2,800.00 \$ 2,800.00	\$ 2,900.00 \$ 2,900.00	\$ 5,000.00 \$ 5,000.00			
8.	Pipe-bursting existing 6-inch sanitary sewer and replacing with 8-inch HDPE Pipe	172 LF	\$ 95.00 \$ 16,340.00	\$ 60.00 \$ 10,320.00	\$ 38.25 \$ 6,579.00	\$ 200.00 \$ 34,400.00			
9.	Pipe-bursting existing 8-inch sanitary sewer and replacing with 8-inch HDPE Pipe	206 LF	\$ 85.00 \$ 17,510.00	\$ 55.00 \$ 11,330.00	\$ 40.25 \$ 8,291.50	\$ 150.00 \$ 30,900.00			
10.	Heavy root cutting at joint.	1 EA	\$ 650.00 \$ 650.00	\$ 300.00 \$ 300.00	\$ 265.00 \$ 265.00	\$ 750.00 \$ 750.00			
11.	Allowance for traffic control plan at Forest Trails Drive, to include cones, barrels and signs. (The use of flaggers or police not needed)	1 LS	\$ 750.00 \$ 750.00	\$ 1,200.00 \$ 1,200.00	\$ 5,000.00 \$ 5,000.00	\$ 5,000.00 \$ 5,000.00			

Sanitary Sewer Rehabilitation for  
Middlegate Village Section 1

## Bid Tabulation

Bid Date: Tuesday, February 10, 2015

BGE Job No. 3164-00

X:\Districts\HCMUD\162\SS\_Rehab\_Middlegate\_Village\_3164-00\_Construction02\_BiddingPhase\2015-02-10\_SS\_REHAB\_BIDTAB\_AA.xlsx\BIDTAB

Denotes Mathematical Error

ITEM	DESCRIPTION	Cruz Tec		IPR South Central		Insituform Technologies		Layne Inliner	
		UNIT COST	ITEM TOTAL	UNIT COST	ITEM TOTAL	UNIT COST	ITEM TOTAL	UNIT COST	ITEM TOTAL
12.	SWPPP, as required (\$1,000 minimum)	1 LS	\$ 1,000.00 \$ 1,000.00	\$ 1,000.00 \$ 1,000.00	\$ 1,000.00 \$ 1,000.00	\$ 1,000.00 \$ 1,000.00	\$ 1,000.00 \$ 1,000.00	\$ 1,000.00 \$ 1,000.00	\$ 1,000.00 \$ 1,000.00
13.	Trench Safety (\$1.00 minimum)	100 LF	\$ 1.00 \$ 100.00	\$ 2.00 \$ 200.00	\$ 1.00 \$ 100.00	\$ 1.00 \$ 100.00	\$ 1.00 \$ 100.00	\$ 1.00 \$ 100.00	\$ 1.00 \$ 100.00
14.	Design and submittal of Trench Safety Plan (\$500.00 minimum)	1 LS	\$ 500.00 \$ 500.00	\$ 500.00 \$ 500.00	\$ 500.00 \$ 500.00	\$ 500.00 \$ 500.00	\$ 500.00 \$ 500.00	\$ 500.00 \$ 500.00	\$ 500.00 \$ 500.00
15.	Furnish and install Wastewater Access Chamber (WWAC), as defined in Specification 02555 (Depth 0 ft. to 12 ft., \$2,000 per EA minimum)	5 EA	\$ 2,000.00 \$ 10,000.00	\$ 2,500.00 \$ 12,500.00	\$ 2,000.00 \$ 10,000.00	\$ 2,000.00 \$ 10,000.00	\$ 3,000.00 \$ 15,000.00	\$ 3,000.00 \$ 15,000.00	\$ 3,000.00 \$ 15,000.00
<b>TOTAL, UNIT A</b>			<b>\$ 167,604.60</b>	<b>\$ 168,704.70</b>	<b>\$ 184,678.00</b>	<b>\$ 184,678.00</b>	<b>\$ 236,653.00</b>	<b>\$ 236,653.00</b>	<b>\$ 236,653.00</b>
<b>UNIT B: SUPPLEMENTAL BID ITEMS</b>									
1.	Additional cured-in-place liner for 8-inch pipe	500 LF	\$ 26.00 \$ 13,000.00	\$ 26.00 \$ 13,000.00	\$ 35.00 \$ 17,500.00	\$ 35.00 \$ 17,500.00	\$ 30.00 \$ 15,000.00	\$ 30.00 \$ 15,000.00	\$ 30.00 \$ 15,000.00
2.	Additional internal reconnect of active services (on cured-in-place segments) \$120 minimum	5 EA	\$ 120.00 \$ 600.00	\$ 120.00 \$ 600.00	\$ 120.00 \$ 600.00	\$ 120.00 \$ 600.00	\$ 120.00 \$ 600.00	\$ 120.00 \$ 600.00	\$ 120.00 \$ 600.00
3.	Additional Pipe-bursting existing 6-inch sanitary sewer and replacing with 8-inch HDPE Pipe	50 LF	\$ 95.00 \$ 4,750.00	\$ 50.00 \$ 2,500.00	\$ 50.00 \$ 2,500.00	\$ 50.00 \$ 2,500.00	\$ 250.00 \$ 12,500.00	\$ 250.00 \$ 12,500.00	\$ 250.00 \$ 12,500.00
4.	Additional external reconnect of active services (including sod, dewatering, excavation, and trench safety) \$575 minimum	4 EA	\$ 575.00 \$ 2,300.00	\$ 1,000.00 \$ 4,000.00	\$ 1,000.00 \$ 4,000.00	\$ 575.00 \$ 2,300.00	\$ 1,000.00 \$ 4,000.00	\$ 1,000.00 \$ 4,000.00	\$ 1,000.00 \$ 4,000.00
5.	Point repair for sags, collapsed, or broken pipe, including excavation, embedment, pipe, appurtenances, backfill, disposal, restoration of site, landscaping, and sodding, and reconnect sanitary service (20 LF minimum each, \$1,000 minimum) (10-inch pipe)	2 EA	\$ 1,000.00 \$ 2,000.00	\$ 2,500.00 \$ 5,000.00	\$ 2,500.00 \$ 5,000.00	\$ 1,000.00 \$ 2,000.00	\$ 5,000.00 \$ 10,000.00	\$ 5,000.00 \$ 10,000.00	\$ 5,000.00 \$ 10,000.00
6.	Extra length for point repairs, 10-inch pipe, all depths (\$35.00 minimum)	5 LF	\$ 35.00 \$ 175.00	\$ 100.00 \$ 500.00	\$ 35.00 \$ 175.00	\$ 35.00 \$ 175.00	\$ 150.00 \$ 750.00	\$ 150.00 \$ 750.00	\$ 150.00 \$ 750.00
7.	Heavy root cutting. (\$20.00 minimum)	1 EA	\$ 20.00 \$ 20.00	\$ 20.00 \$ 20.00	\$ 20.00 \$ 20.00	\$ 20.00 \$ 20.00	\$ 750.00 \$ 750.00	\$ 750.00 \$ 750.00	\$ 750.00 \$ 750.00

Sanitary Sewer Rehabilitation for  
Middlegate Village Section 1

## Bid Tabulation

Bid Date: Tuesday, February 10, 2015  
BGE Job No. 3164-00

X:\Districts\HCMUD162\SS\_Rehab\_Middlegate\_Village\_3164008\_Construction02\_BiddingPhase\2015-02-10\_SS\_REHAB\_BIDTAB\_AA.xlsx\BIDTAB  
Denotes Mathematical Error

ITEM	DESCRIPTION	Cruz Tec		IPR South Central		Instituforn Technologies		Layne Inliner	
		UNIT COST	ITEM TOTAL	UNIT COST	ITEM TOTAL	UNIT COST	ITEM TOTAL	UNIT COST	ITEM TOTAL
8.	Pipe-bursting existing 8-inch sanitary sewer and replacing with 8-inch HDPE Pipe	10 LF \$ 95.00	\$ 950.00	\$ 60.00	\$ 600.00	\$ 60.00	\$ 600.00	\$ 250.00	\$ 2,500.00
10.	Furnish and install Wastewater Access Chamber (WWAC), as defined in Specification 02555 (Depth 0 ft. to 12 ft., \$2,000 per EA minimum)	2 EA \$ 2,000.00	\$ 4,000.00	\$ 2,500.00	\$ 5,000.00	\$ 2,000.00	\$ 4,000.00	\$ 3,000.00	\$ 6,000.00
11.	Rehabilitation of existing manholes, when authorized by Owner (\$125 minimum)	8 VF \$ 125.00	\$ 1,000.00	\$ 125.00	\$ 1,000.00	\$ 125.00	\$ 1,000.00	\$ 250.00	\$ 2,000.00
12.	Service line replacement (4" SDR 35 PVC, \$21.00 minimum)	50 LF \$ 21.00	\$ 1,050.00	\$ 70.00	\$ 3,500.00	\$ 21.00	\$ 1,050.00	\$ 40.00	\$ 2,000.00
13.	Well-point dewatering (\$20.00 minimum)	20 LF \$ 20.00	\$ 400.00	\$ 50.00	\$ 1,000.00	\$ 20.00	\$ 400.00	\$ 200.00	\$ 4,000.00
14.	Modified "A-A" Bedding and all appurtenances for wet sand construction (\$15.00 minimum)	10 LF \$ 15.00	\$ 150.00	\$ 20.00	\$ 200.00	\$ 15.00	\$ 150.00	\$ 15.00	\$ 150.00
15.	Pavement repair, per Harris County Standards (\$50.00 minimum)	10 SY \$ 50.00	\$ 500.00	\$ 110.00	\$ 1,100.00	\$ 100.00	\$ 1,000.00	\$ 150.00	\$ 1,500.00
16.	Curb repair, per Harris County Standards (\$35.00 minimum)	10 LF \$ 35.00	\$ 350.00	\$ 20.00	\$ 200.00	\$ 35.00	\$ 350.00	\$ 50.00	\$ 500.00
17.	4" Reinforced concrete driveway (\$75.00 minimum)	10 SY \$ 75.00	\$ 750.00	\$ 80.00	\$ 800.00	\$ 75.00	\$ 750.00	\$ 100.00	\$ 1,000.00
TOTAL, UNIT B			\$ 31,995.00		\$ 39,020.00		\$ 34,395.00		\$ 63,250.00
<b>SUMMARY</b>									
Unit A: Base Bid Items			\$ 167,604.60		\$ 168,704.70		\$ 184,678.00		\$ 236,653.00
Unit B: Supplemental Bid Items			\$ 31,995.00		\$ 39,020.00		\$ 34,395.00		\$ 63,250.00
TOTAL BID			\$ 199,599.60		\$ 207,724.70		\$ 219,073.00		\$ 299,903.00

# ^NORTON ROSE FULBRIGHT

Norton Rose Fulbright US LLP  
1301 McKinney, Suite 5100  
Houston, Texas 77010-3095  
United States

February 10, 2015

Direct line +1 713 651 3751  
jana.cogburn@nortonrosefulbright.com

Board of Directors  
Harris County Municipal Utility District No. 162

Tel +1 713 651 5151  
Fax +1 713 651 5246  
nortonrosefulbright.com


RE: Name Change

Dear Directors:

Thank you for engaging us to provide legal services to the District. This letter is to notify you that as of January 21, 2015, the name of our firm has changed to Norton Rose Fulbright US LLP, and we will be providing legal services to you under our new name.

We would appreciate your acknowledging receipt of this notice by signing below.

Very truly yours,



Jana B. Cogburn

The foregoing is hereby acknowledged on behalf of Harris County Municipal Utility District No. 162 by the undersigned officers of the Board of Directors, who have been duly authorized to execute the same on February 10, 2015.

---

President, Board of Directors

ATTEST:

---

Secretary, Board of Directors

Norton Rose Fulbright US LLP is a limited liability partnership registered under the laws of Texas.

50848021.1

Norton Rose Fulbright US LLP, Norton Rose Fulbright LLP, Norton Rose Fulbright Australia, Norton Rose Fulbright Canada LLP and Norton Rose Fulbright South Africa Inc are separate legal entities and all of them are members of Norton Rose Fulbright Verein, a Swiss Verein. Norton Rose Fulbright Verein helps coordinate the activities of the members but does not itself provide legal services to clients. Details of each entity, with certain regulatory information, are available at [nortonrosefulbright.com](http://nortonrosefulbright.com).

EXHIBIT F