

MINUTES OF MEETING OF BOARD OF DIRECTORS
August 25, 2014

THE STATE OF TEXAS
COUNTY OF HARRIS
HARRIS COUNTY MUNICIPAL UTILITY DISTRICT NO. 186

The Board of Directors (the "Board") of Harris County Municipal Utility District No. 186 (the "District") met in special session, open to the public, at the offices of Fulbright & Jaworski LLP, 1301 McKinney, Suite 5100, Houston, Texas, at 12:00 p.m. on August 25, 2014; whereupon the roll was called of the members of the Board, to wit:

Gary Henderson, President
Charles Bumpass, Vice President
Carol Barnes, Secretary
Brent Powell, Assistant Secretary
Alan Johnson, Assistant Secretary

All members of the Board were present, except Director Barnes and Director Powell. Also attending all or parts of the meeting were Mr. Josh Board and Mr. Chris Hoffman of H2O Consulting, Inc. ("H2O"), operators for the District; Ms. Michelle Guerrero and Ms. Stacey Wagner of Bob Leared Interests ("BLI"), tax assessor and collector for the District; Mr. Pat Carrigan of AECOM Technical Services, Inc. ("AECOM"), engineers for the District; Ms. Kim Shelnett of Myrtle Cruz, Inc. ("MCI"), bookkeepers for the District; and Ms. Jana Cogburn and Ms. Helen Hau of Fulbright & Jaworski LLP ("F&J"), attorneys for the District.

The meeting was called to order and, in accordance with notice posted pursuant to law, copies of Certificates of Posting of which are attached hereto as Exhibit "A," the following business was transacted:

1. **Public Comments.** There were no comments from the public.
2. **Minutes.** Consideration was given to the approval of the minutes of the meeting of July 15, 2014, a copy of which was previously distributed to the Board. Upon motion by Director Johnson, seconded by Director Bumpass, after full discussion and the question being put to the Board, the Board voted unanimously to approve the minutes of the meeting of July 15, 2014, as presented.
3. **Tax Assessor and Collector's Report.** Ms. Guerrero presented to and reviewed with the Board the Tax Assessor and Collector's Report, a copy of which is attached hereto as Exhibit "B." Ms. Guerrero stated that as of July 31, 2014, the District had collected 98.5% of its 2013 taxes. Upon motion by Director Johnson, seconded by Director Bumpass, after full discussion and the question being put to the Board, the Board voted unanimously to approve the Tax Assessor and Collector's Report, and to authorize payment of check nos. 1004 through 1007 from the Tax Account in the amounts, to the persons, and for the purposes described in the Tax Assessor and Collector's Report.
4. **Bookkeeper's Report and Payment of Bills.** Ms. Shelnett presented to and reviewed with the Board the Bookkeeper's Report, the budget for fiscal year ending February 28, 2015, the cash flow comparison, the Strategic Partnership Payments from the City

of Houston, the Investment Report, and the Deposit/Collateral Report, copies of which are attached hereto as Exhibit "C." Upon motion by Director Bumpass, seconded by Director Johnson, after full discussion and the question being put to the Board, the Board voted unanimously to accept the Bookkeeper's Report, to authorize payment of check nos. 7788 through 7815 from the Operating Account, each in the amounts, to the persons, and for the purposes described in the Bookkeeper's Report, and to approve the Investment Report.

5. Operations Report and Authorize Repairs and Action On Customer Requests. Mr. Hoffman presented to and reviewed with the Board the Operations Report, a copy of which is attached hereto as Exhibit "D." Mr. Hoffman reported that the District pumped 1,628,000 gallons of water and purchased 15,691,000 gallons of water from the West Harris County Regional Water Authority during the month of July. Mr. Hoffman reported that H2O accounted for 93.5% of the water pumped and purchased by the District during the last period.

Mr. Hoffman reported that the air compressor for the water plant has been purchased and installed at a final cost of \$5,412.98.

Mr. Hoffman reported that the control panel SCADA screen at the water plant was installed and is operational at a final cost of \$5,351.55.

Mr. Hoffman reported that semi-annual chlorinator preventative maintenance is complete at a final cost of \$1,263.06.

Mr. Hoffman recommended that the Board authorize advertising for bids for recoating of the District's hydrotanks. Mr. Hoffman recommended taking the hydrotanks out of service for sandblasting and recoating in late October or early November. Discussion ensued.

Mr. Hoffman reported that the annual load test for the lift station's generator is complete at a final cost of \$470.83.

Mr. Hoffman reported that H2O investigated settlement near the manhole at 15922 Echo Lodge. Mr. Hoffman stated that infiltration was found at the manhole and that H2O sealed the manhole from top to bottom at a final cost of \$1,440.75.

Mr. Hoffman reported that H2O purchased and installed the Evergreen Southwest product Micro-solve to treat the Lakeview Haven sewer line at a final cost of \$3,873.75.

Mr. Hoffman requested that the Board authorize Phase Four cleaning and televising of the District's sewer lines at an estimated cost of \$20,000.00.

Mr. Hoffman reviewed with the Board a letter from a resident regarding high water bills, a copy of which is attached to the Operations Report. Mr. Board noted that H2O is scheduled to inspect the resident's irrigation system for possible leaks. Discussion ensued. The Board agreed that there is no action to be taken and asked H2O to respond to the resident.

Upon motion by Director Johnson, seconded by Director Bumpass, after full discussion and the question being put to the Board, the Board voted unanimously to authorize advertising for bids for recoating of the District's hydrotanks and to authorize Phase Four cleaning and televising of the District's sewer lines at an estimated cost of \$20,000.00.

In response to a question from the Board, Mr. Board stated that H2O is awaiting installation of AT&T internet access for remote monitoring abilities of the control panel SCADA screen at the water plant.

6. Engineer's Report. Mr. Carrigan presented to and reviewed with the Board the Engineer's Report, a copy of which is attached hereto as Exhibit "E."

A. 15557 FM 529 (Jejian Family Partnership – Automotive Mall): Mr. Carrigan reported that AECOM has reviewed plans submitted by the Jejian Family Partnership. Mr. Carrigan reviewed with the Board comments that have been sent to the engineer of the project, a copy of which is attached to the Engineer's Report. Extensive discussion ensued. Mr. Carrigan noted that AECOM has requested that the Jejian Family Partnership provide design plans for internal plumbing.

B. Sanitary Sewer Rehabilitation: Mr. Carrigan reported on summaries of contract time and amount due for phase 1 and 2 of the sanitary sewer rehabilitation of Copperfield Southpoint Sections 2 and Copperfield Southdown Village Section 4 and Section 6. Mr. Carrigan recommended that the Board approve Change Order No. 2, which reduces the contract price by \$2,162.00, and Pay Estimate No. 2 in the amount of \$8,747.40. Mr. Carrigan noted that the District will no longer hold 10% retainage in connection with the contract. Mr. Carrigan requested that the Board authorize execution of the Certificate of Completion for phase 1 and 2 of the sanitary sewer rehabilitation. Upon motion by Director Bumpass, seconded by Director Johnson, after full discussion and the question being put to the Board, the Board voted unanimously to approve Change Order No. 2, reducing the contract price by \$2,162.00, to approve Pay Estimate No. 2 in the amount of \$8,747.40, and to authorize execution of the Certificate of Completion for phase 1 and 2 of the sanitary sewer rehabilitation.

Mr. Carrigan reported that phase 3 of the sanitary sewer rehabilitation is complete and that AECOM is awaiting additional phases to generate a complete project.

7. Discuss and authorize amendments to Rate Order. Mr. Hoffman presented to and reviewed with the Board a comparison of the District's water and sewer rates for multifamily residential units with those of HCMUD Nos. 179, 188, and 165, a copy of which is attached hereto as Exhibit "F." Mr. Hoffman noted that the District's current sewer rate per habitable multifamily unit is \$8.00. Discussion ensued. Upon motion by Director Johnson, seconded by Director Bumpass, after full discussion and the question being put to the Board, the Board voted unanimously to amend the Rate Order to increase the District's sewer rate to \$12.00 per habitable multifamily unit.

8. Renew District Insurance. The Board reviewed a proposal from Highpoint Insurance Group, a copy of which is attached hereto as Exhibit "H." Discussion ensued. Upon motion by Director Johnson, seconded by Director Bumpass, after full discussion and the question being put to the Board, the Board voted unanimously to accept the proposal from Highpoint Insurance Group and to authorize the Board President to sign such proposal.

9. Indemnification of Directors. Ms. Cogburn stated that to the extent that the directors and officer's insurance policy does not cover losses of directors carrying out the lawful business and duties of the District in good faith, then the District can indemnify the directors for losses. Upon motion by Director Johnson, seconded by Director Bumpass, after full discussion and the question being put to the Board, the Board voted unanimously to approve

the District's indemnification of directors for losses arising from the directors carrying out their lawful duty, to the extent that such losses are not otherwise covered by insurance.

10. Review Issues Relating to Copperfield Joint Operations Board.

Director Henderson reported that there was extensive discussion regarding the Operations Building. Mr. Carrigan reported that AECOM has received approval of plans for the Operations Building from Harris County and the City of Houston. Mr. Hoffman reported that there was discussion regarding sewer line repairs and extensive discussion regarding the District's current contract with Republic Services.

11. Other matters. Director Henderson stated that he will be transferring his ownership of property in the District and thus will no longer qualify as a Director. Discussion ensued regarding the appointment of a new Director to fill Director Henderson's position on the Board. It was the consensus of the Board to contact Mr. Andy Armstrong regarding the open position.


THERE BEING NO FURTHER BUSINESS TO COME BEFORE THE BOARD,
the meeting was adjourned.

*

*

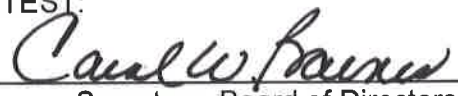
*

The foregoing minutes were passed and approved by the Board of Directors on September 16, 2014.



President, Board of Directors

ATTEST:



Secretary, Board of Directors

(DISTRICT SEAL)



AMP
11/11

N

1123722
08/18/2014 PERSONAL
\$9.00 NOTICE

HARRIS COUNTY MUNICIPAL UTILITY DISTRICT NO. 186
1301 MCKINNEY
HOUSTON, TEXAS 77010

NOTICE

In accordance with chapter 551, Texas Government Code and Section 49.063, Texas Water Code, both as amended, take notice that the Board of Directors of Harris County Municipal Utility District No. 186 will meet in special session, open to the public, at the offices of Norton Rose Fulbright, 1301 McKinney, Suite 5100, Houston, Texas, at 12:00 p.m., on August 25, 2014. At such meeting, the Board will consider the following:

1. Public Comments;
2. Approve minutes of the meeting of July 15, 2014;
3. Report by Tax Assessor and Collector and authorize payment of certain bills;
4. Bookkeeper's Report and Payment of bills;
5. Operations Report and authorize repairs and action on customer requests;
6. Engineer's Report;
7. Discuss and authorize amendments to Rate Order;
8. Renew District Insurance (expires 9/28/14);
9. Indemnification of Directors;
10. Review issues relating to Copperfield Joint Operations Board;

and such other matters as may properly come before it.

51st FLOOR FREEMAN CONFERENCE ROOM

FILED
2014 AUG 18 PM 3:04
Stan Starnant
COUNTY CLERK
HARRIS COUNTY, TEXAS

FULBRIGHT & JAWORSKI LLP,
ATTORNEYS FOR DISTRICT,
A MEMBER OF NORTON ROSE FULBRIGHT

By: 



EXHIBIT "A"

CERTIFICATE OF POSTING

THE STATE OF TEXAS

§

COUNTY OF HARRIS

§

§

I hereby certify that at 1:00 P.M. on August 18, 2014, I posted the Notice of the Board of Directors of Harris County Municipal Utility District No. 186, a true copy of which is attached hereto, in the coffee bar of Norton Rose Fulbright, 1301 McKinney, 47th floor, Houston, Texas, being a place convenient to the public in the administrative office of the District.

EXECUTED this 18th day of August, 2014.

Norton Rose Fulbright

CERTIFICATE OF POSTING NOTICE
OF MEETING OF BOARD OF DIRECTORS

THE STATE OF TEXAS
COUNTY OF HARRIS
HARRIS COUNTY MUNICIPAL UTILITY DISTRICT NO. 186

I hereby certify that on August 22, 2014, I posted the
Notice of Meeting of the Board of Directors of Harris County Municipal Utility District No. 186,
a true copy of which is attached hereto, at a place convenient to the public at MUD 186 Water
Plant, 7850 Cherry Park, Houston, Texas, within said political subdivision, as required by law.

EXECUTED THIS 22 DAY OF AUGUST, 2014.



Attachments

TAX COLLECTOR'S OATH

Harris County MUD #186 }

STATE OF TEXAS

COUNTY OF Harris }

BOB LEARED, BEING duly sworn, states that he is the Tax Collector for the above named taxing unit and that the foregoing contains a true and correct report, accounting for all taxes collected on behalf of said taxing unit during the month therein stated.

Bob Leared
BOB LEARED

SWORN TO AND SUBSCRIBED BEFORE ME, this 11th day of
August, 2014.

Michelle Guerrero
NOTARY PUBLIC, STATE OF TEXAS

(SEAL)



Submitted to Taxing Unit's Governing Body on August 25, 2014.

EXHIBIT "B"

[Faint handwritten notes at the bottom of the page]



HARRIS COUNTY M.U.D. #186
TAX ASSESSOR/COLLECTOR'S REPORT

7/31/2014

Taxes Receivable: 8/31/2013	\$	41,875.06	
Reserve for Uncollectables	(18,839.29)	
Adjustments		<u>92.03</u>	\$ <u>23,127.80</u>
Original 2013 Tax Levy	\$	640,686.64	
Adjustments		<u>65,429.94</u>	<u>706,116.58</u>
Total Taxes Receivable			\$ 729,244.38
Prior Years Taxes Collected	\$	2,425.27	
2013 Taxes Collected (98.5%)		<u>695,961.95</u>	<u>698,387.22</u>
Taxes Receivable at: 7/31/2014			\$ <u>30,857.16</u>

2013 Receivables:

Debt Service	2,456.77
Maintenance	7,697.86

bob leared interests

11111 Katy Freeway, Suite 725
Houston, Texas 77079-2197

Phone: (713) 932-9011
Fax: (713) 932-1150

HARRIS COUNTY M.U.D. #186

	<u>Month of</u> <u>7/2014</u>	<u>Fiscal to Date</u> <u>3/01/2014 - 7/31/2014</u>
Beginning Cash Balance	\$ 33,274.97	57,331.57
Receipts:		
Current & Prior Years Taxes	41.57	6,731.82
Penalty & Interest	43.59	755.40
Additional Collection Penalty	30.53	162.33
Stale Dated Checks		85.42
Checking Account Interest	.27	.27
Overpayments		42.98
Void Checks		138.54
Refund - due to adjustments	60.73	759.68
Rendition Penalty	5.73	48.95
TOTAL RECEIPTS	\$ 182.42	8,725.39
Disbursements:		
Atty's Fees, Delq. collection	103.50	103.50
CAD Quarterly Assessment		2,614.00
Refund - due to adjustments	110.99	844.54
Refund - due to overpayments		40.00
Reissue Void Checks		138.54
Transfer to Debt Service Fund		10,000.00
Transfer to General Fund		13,600.22
Tax Assessor/Collector Fee	1,261.52	6,307.60
Deposit Error		2.01
Rendition Penalty		15.25
Postage	67.98	210.15
Records Maintenance	30.00	60.00
Copies		237.75
TOTAL DISBURSEMENTS	(\$ 1,573.99)	(34,173.56)
CASH BALANCE AT: 7/31/2014	\$ <u>31,883.40</u>	<u>31,883.40</u>

HARRIS COUNTY M.U.D. #186

Disbursements for month of August, 2014

Check #	Payee	Description	Amount
1004	Hager Loren T & Jacqueline	Refund - due to adjustments	\$ 31.00
1005	Brinker Gerald D & Darlene	Refund - due to adjustments	29.73
1006	HCAD	CAD Map Copy Fees	13.00
1007	Bob Leared	Tax Assessor/Collector Fee	1,268.60
TOTAL DISBURSEMENTS			\$ 1,342.33
Remaining Cash Balance			\$ <u>30,541.07</u>

Wells Fargo Bank, N.A.

HARRIS COUNTY M.U.D. #186

HISTORICAL COLLECTIONS DATA

Year	Collections Month Of 7/2014	Adjustments To Collections 7/2014	Total Tax Collections at 7/31/2014	Total Taxes Receivable at 7/31/2014	Collection Percentage
2013	55.23	31.00-	695,961.95	10,154.63	98.562
2012	2.98	29.73-	681,176.95	8,249.43	98.803
2011	5.28		926,513.90	2,474.07	99.734
2010	6.73		939,193.40	1,019.50	99.892
2009	8.85		981,643.15	954.97	99.903
2008	11.95		1,012,246.25	710.93	99.930
2007	11.28		1,056,500.53	2,501.49	99.764
2006			1,148,250.48	1,583.66	99.862
2005			1,233,128.92		100.000
2004			1,197,849.35		100.000
2003			1,442,676.81		100.000
2002			1,514,735.68		100.000
2001			1,438,477.03	528.25	99.963
2000			1,295,422.92	781.41	99.940
1999			1,346,954.90	1,273.19	99.906
1998			1,300,916.28		100.000
1997			1,386,814.13		100.000
1996			1,410,010.92	625.63	99.956
1995			1,375,878.06		100.000
1994			1,410,157.01		100.000
1993			1,335,322.80		100.000
1992			1,266,335.40		100.000
1991			1,388,175.96		100.000
1990			1,300,614.17		100.000
1989			916,802.97		100.000
1988			795,359.60		100.000
1987			752,865.63		100.000
1986			694,294.33		100.000
1985			528,149.70		100.000
1984			456,386.70		100.000
1983			379,298.90		100.000

(Percentage of collections same period last year 98.658)

HARRIS COUNTY M.U.D. #186

HISTORICAL TAX DATA

Year	Taxable Value	SR/CR	Tax Rate	Adjustments	Reserve for Uncollectibles	Adjusted Levy
2013	227,779,516	00/11	.310000	65,429.94		706,116.58
2012	218,865,493	00/22	.315000	48,350.98		689,426.38
2011	216,043,697	00/27	.430000	4,586.45		928,987.97
2010	218,654,138	07/30	.430000	74,666.79		940,212.90
2009	228,511,163	09/54	.430000	62,668.61		982,598.12
2008	235,931,256	19/46	.430000	54,035.37		1,012,957.18
2007	225,319,563	26/61	.470000	104,134.57		1,059,002.02
2006	205,327,516	34/55	.560000	96,651.85		1,149,834.14
2005	196,216,135	29/51	.630000	16,445.58-	3,032.80	1,233,128.92
2004	182,503,030	09/38	.660000	76,099.97	6,670.55	1,197,849.35
2003	185,545,510	11/32	.780000	39,254.92	4,578.02	1,442,676.81
2002	194,503,570	09/25	.780000	154,479.50	2,392.16	1,514,735.68
2001	184,045,840	08/39	.783050	185,076.70	2,165.76	1,439,005.28
2000	165,670,440	17/25	.783050	56,269.80		1,296,204.33
1999	149,491,180	14/20	.904000	35,751.70		1,348,228.09
1998	143,576,960	15/00	.907000	117,156.07		1,300,916.28
1997	139,670,360	09/00	.994360	76,780.87		1,386,814.13
1996	132,015,620	00/00	1.070000	112,124.02		1,410,636.55
1995	126,335,230	00/00	1.090000	51,265.71		1,375,878.06
1994	120,728,360	00/00	1.170000	41,852.22		1,410,157.01
1993	111,366,810	00/00	1.200000	173,900.04		1,335,322.80
1992	105,854,170	00/00	1.200000	38,152.80		1,266,335.40
1991	115,945,330	00/00	1.200000	47,595.84		1,388,175.96
1990	108,756,780	00/00	1.200000	61,803.53		1,300,614.17
1989	87,531,540	00/00	1.050000	5,806.90		916,802.97
1988	79,741,260	00/00	1.000000	72,326.50		795,359.60
1987	75,778,160	00/00	1.000000	67,234.13		752,865.63
1986	69,804,960	00/00	1.000000	53,590.43		694,294.33
1985	52,954,570	00/00	1.000000	138,345.80		528,149.70
1984	45,638,670	00/00	1.000000	129,884.80		456,386.70
1983	37,929,890	00/00	1.000000	9,267.10-		379,298.90

HARRIS COUNTY M.U.D. #186

TAX RATE COMPONENTS

Year	Debt Service Rate	Debt Service Levy	Maintenance Rate	Maintenance Levy
2013	.075000	170,834.67	.235000	535,281.91
2012	.080000	175,092.45	.235000	514,333.93
2011	.380000	820,966.08	.050000	108,021.89
2010	.380000	830,885.79	.050000	109,327.11
2009	.380000	868,342.49	.050000	114,255.63
2008	.380000	895,171.43	.050000	117,785.75
2007	.420000	946,342.21	.050000	112,659.81
2006	.510000	1,047,170.39	.050000	102,663.75
2005	.530000	1,037,394.12	.100000	195,734.80
2004	.560000	1,016,356.97	.100000	181,492.38
2003	.660000	1,220,726.46	.120000	221,950.35
2002	.660000	1,281,699.35	.120000	233,036.33
2001	.680000	1,249,631.03	.103050	189,374.25
2000	.660000	1,092,516.32	.103050	170,581.53
1999	.787000	1,173,733.94	.097000	144,666.09
1998	.790000	1,133,102.38	.097000	139,127.79
1997	.890000	1,241,265.35	.084360	117,655.23
1996	.973000	1,282,756.43	.077000	101,513.07
1995	1.000000	1,262,273.46	.070000	88,359.16
1994	1.080000	1,301,683.37	.070000	84,368.42
1993	1.110000	1,235,173.59	.070000	77,893.79
1992	1.110000	1,171,360.25	.070000	73,869.52
1991	1.110000	1,284,062.77	.070000	80,976.88
1990	1.108000	1,200,857.06	.070000	75,955.87
1989	.950000	829,706.69	.070000	61,425.80
1988	.900000	715,823.64	.070000	55,675.17
1987	.895000	673,814.74	.070000	52,700.59
1986	.895000	621,393.43	.070000	48,600.60
1985	.885000	467,412.48	.070000	36,970.48
1984	.867500	395,915.46	.070000	31,947.07
1983	.930000	352,747.98	.070000	26,550.92

HARRIS COUNTY M.U.D. #186

Notes:

\$ 60.73 - REPORTED AS TAXES COLLECTED ON PREVIOUS REPORTS.
TRANSFERRED TO REFUND ADJUSTMENTS 7/14 DUE TO
CAD C/R #22, 11.
#0306-001-0010 2012 29.73
0304-069-0130 2013 31.00

HARRIS COUNTY M.U.D. #186

Tax Exemptions:	2013	2012	2011
Homestead	.200	.200	.200
Over 65	10,000	10,000	10,000
Disabled	10,000	10,000	10,000

Last Bond Premium Paid:

Payee	Date of Check	Amount
SIG/McDonald & Wessendorff	8/07/2013	100.00
09/28/13 - 09/28/14		

Adjustment Summary:	2013	
10/2013	/ CORR 002	57,512.13
11/2013	/ CORR 003	1,907.02
12/2013	/ CORR 004	926.52
1/2014	/ CORR 005	5,535.14
2/2014	/ CORR 006	58.85
3/2014	/ CORR 007	47.12
4/2014	/ CORR 008	357.24-
5/2014	/ CORR 009	21.40-
6/2014	/ CORR 010	110.99-
7/2014	/ CORR 011	67.21-
TOTAL		65,429.94

HARRIS COUNTY M.U.D. #186
Homestead Payment Plans

<u>Account no.</u>	<u>Property Owner</u>	<u>Tax</u> <u>Year</u>	<u>Last</u> <u>Payment</u> <u>Amount</u>	<u>Last</u> <u>Payment</u> <u>Date</u>	<u>Balance</u> <u>Due</u>
*Total Count 0					
(I) - BLI Contract (A) - Delinquent Attorney Contract					



Myrtle Cruz, Inc.

1621 Milam, 3rd Floor . Houston, Tx 77002-8017 . (713)759-1368 . fax 759-1264 . email first_last@mcruz.com

HARRIS CO MUD #186

Cash Report for Meeting of August 25th, 2014

DEBT SERVICE FUND (071BF) : NO CHECKING ACCOUNT

Previous cash balance, July 15th, 2014 0.00

DEMAND DEPOSIT INVESTMENTS:

TexPool; 78502-25619-00003.....		1,416.92
balance last report	1,416.92	
Compass Bank 2514455859.....		109,590.80
balance last report	109,574.89	
06/02 Interest	17.90	
06/16 service charge	10.00-	
07/01 interest	18.01	
07/15 service charge	10.00-	
previous investments	110,991.81	
interest	35.91	
withdrawals	< 20.00 >	
ending investments		111,007.72

DEBT SERVICE FUNDS AVAILABLE August 25th, 2014

\$111,007.72

Debt Service Requirements 2014 (after defeasance 8/5/14)

Bond Issue	Balance (Bonds Out)	May Interest	May Maturity	November Interest	Total Debt Service
2003	855,000	27,535.00	145,000	15,185.00	187,720.00

Tax Account @ Comerica Bank

EXHIBIT "c"

HARRIS CO MUD #186

Cash Report for Meeting of August 25th, 2014 Page : 2

GENERAL OPERATING (0710P) : COMPASS BANK 26138 (:

Previous cash balance, July 15th, 2014	270,256.07
plus: 06/02 interest.....	21.10
plus: 07/25 City of Houston SPA ck 20631576.....	46,571.73
plus: 08/11 AWBD Refund A.Johnson overpymt.....	50.00
plus: 08/20 trf from Central.....	75,000.00
Total Deposits :	121,642.83
less: 06/16 service charge.....	10.00
less checks completed at or after last meeting :	
7758 MidAmerican Energy; @3 locations.....	3,994.50
6352 251846	1,912.32
6352 251849	123.72
6352 251850	1,958.46
7759 AT&T; @2 locations.....	203.24
6351 281-855-2974	101.62
6351 281-855-8231	101.62
7783 Centerpoint Energy; @3 locations.....	171.77
6352 82510363	18.72
6352 94068046	135.08
6352 39668082	17.97
7784 MidAmerican Energy; @3 locations holding.....	0.00
7785 AT&T; @2 locations holding.....	0.00
7786 AT&T; 713-178-3120.....	476.00
7787 Void ck 7787 not used.....	0.00
7788 Alonti; meeting expense.....	184.38
Beginning cash balance, August 25th, 2014	386,859.01
less checks to be presented at this meeting :	
7789 Brent Powell; 7/15 director fee/expense.....	167.08
6310 director fees	150.00
6314 payroll taxes	11.48-
6354 travel expense	28.56
7790 Carol W Barnes; 7/15 director fees / expenses.....	180.09
6310 director fees	150.00
6354 travel expense	41.56
6316 payroll taxes	11.47-
7791 Charles Bumpass; 7/15 director fee/expenses.....	163.65
6310 director fees	150.00
6354 travel expense	25.12
6514 payroll taxes	11.47-
7792 Gary Henderson; 7/15 director fee/expenses.....	167.08
6310 director fees	150.00
6354 travel expense	28.56
6316 payroll taxes	11.48-
7793 Myrtle Cruz, Inc; July bookkeeping.....	1,386.24
6333 bookkeeping expenses	1,275.00
6340 office expenses	111.24
7794 Fulbright & Jaworski, LLP; 11466514 July legal fees.....	4,336.10
7795 AECOM Tech Services, Inc.; 37451742/37462261 thru 7/25/14...	16,792.95
6322 general	5,810.00
6322 SS Repairs	6,025.95
6322 general	1,605.74
6322 SS Repairs	3,351.26
7796 The Texas Network; Inv#115826 hosting/maint.....	81.95
7797 Alonti Catering; inv 826271 mtg exp.....	350.98
7798 InPress; inv 169877 checks.....	170.00
7799 Insituform Technologies, LLC; Est #2/final ss repairs.....	8,747.40
7800 McCall Gibson Swedlund Barfoot, PLLC; 2/28/14 audit.....	4,250.00
6321 audit fees	13,750.00
6321 Audit less interim	9,500.00-
7801 First Southwest; #9349 2014 bond redemption.....	800.00

HARRIS CO MUD #186

Cash Report for Meeting of August 25th, 2014 Page : 3

7802 Myrtle Cruz Inc; 8/1/14 Series 2003 Defeasance.....	750.00
7803 H2O Consulting; July maintenance & operations.....	39,781.54
6332 operator's fees	5,096.56
6332 op trnsf/term/admin	1,675.70
6340 office expenses	1,379.78
4610 taps/inspections	400.00
6342 chemicals	481.93
6324 laboratory expenses	1,004.72
6335 repair & maint-gener	29,742.85
7804 West Harris Co Reg Wtr Auth; July 2014 Expense.....	33,967.50
6328 pumpage fee	3,093.20
6328 surface wtr fee	36,089.30
6328 Capital Credit	5,215.00-
7805 Ted Ponder; 7130 river Garden, dep ref.....	28.67
2161 customer meter depos	50.00
1150 less final bill	21.33-
7806 Warren Watkins; 16010 Brittany Knoll, dep ref.....	37.27
2161 customer meter depos	50.00
1150 less final bill	12.73-
7807 Ross/Carolyn McEathron; 7426 Broken Ridge, dep ref.....	46.98
2161 customer meter depos	50.00
1150 less final bill	3.02-
7808 Robert Melone; 7310 Big Valley, dep ref.....	46.01
2161 customer meter depos	50.00
1150 less final bill	3.99-
7809 Sihong/Qin, Xiaodong/Wang; 15515 Clear Valley, dep ref.....	34.17
2161 customer meter depos	50.00
1150 less final bill	15.83-
7810 Walter Kiley; 15203 Circling Hawk, dep ref.....	39.12
2161 customer meter depos	50.00
1150 less final bill	10.88-
7811 Joseph Credeur; 7214 Palisades Heights, ovrrpymt ref.....	1.36
7812 CenterPoint Energy; @ 3 locations.....	
7813 MidAmerican Energy; @ 3 locations.....	
7814 AT&T; @ 2 locations.....	
7815 AT&T; 713-178-3120.....	
previous cash balance	270,256.07
4 receipts	121,642.83
27 current checks	< 112,326.14 >
other disbursements	< 5,039.89 >
ending cash balance	274,532.87

TIME DEPOSIT INVESTMENTS:

Texan Bank; 10/16/13 due 10/16/14 @ .60%.....	99,000.00
Icon Bank; 10/16/13 due 10/16/14 @ .69%.....	240,000.00
Green Bank; 05/12/14 due 11/10/14 @ 0.30%.....	243,184.15
Memorial City Bank; 3/18/14 due 3/18/15 @ 0.65%.....	243,813.26
Enterprise Bank; 05/13/14 due 05/13/15 @0.80%.....	245,192.40

DEMAND DEPOSIT INVESTMENTS:

Compass Bank 52472.....	963,396.27
previous balance	1,388,187.24
06/01 interest	235.80
06/16 service charge	10.00-
07/01 interest	228.23
07/15 service charge	10.00-
OP Bond redemption	425,235.00-
Texpool; 78502-25619-00001.....	32,596.76
previous balance	32,595.04
06/30 interest	0.79

HARRIS CO MUD #186

Cash Report for Meeting of August 25th, 2014 Page : 4

Texpool; 07/31 interest	0.93	
78502-25619-00004.....		59,399.03
previous balance	59,396.07	
06/30 interest	1.40	
07/31 interest	1.56	

previous investments	2,551,368.16	
interest	468.71	
withdrawals	< 425,255.00 >	
ending investments		2,126,581.87

GENERAL OPERATING FUNDS AVAILABLE August 25th, 2014

=====

\$2,401,114.74

=====

HARRIS CO MUD #186

Cash Report for Meeting of August 25th, 2014 Page : 5

COLLECTION ACCOUNT (07100) : CENTRAL BANK 3290661

Previous cash balance, July 15th, 2014				7,676.40
plus: 1150: water & sewer revenue.....				43,928.30
plus: 2161: customer meter deposits.....				400.00
plus: 4202: inspection fees.....				100.00
plus: 4300: reg wtr auth revenue.....				27,798.17
plus: 4330: penalties & interest-svc accts.....				1,477.94
				<hr/>
Total Deposits :				73,704.41
less: 06/30 ach fees.....				14.00
less: 06/30 rev dup.....				75.42
less: rev dup 5/30.....				438.38
less: 06/30 corr dup.....				75.42
less: 06/30 corr dup.....				438.38
less: 08/20 trf to OP Compass.....				75,000.00
				<hr/>
Beginning cash balance, August 25th, 2014				5,339.21
				<hr/>
06/02-07/30	previous cash balance		7,676.40	
	73 receipts		73,704.41	
	other disbursements	<	76,041.60	>
	ending cash balance			5,339.21
				<hr/>
COLLECTION ACCOUNT FUNDS AVAILABLE August 25th, 2014				<u>\$5,339.21</u>

5

HARRIS COUNTY MUD #186
Budget for FYE 2/28/15
Month ending July 2014
Mtg dated 8/25/14

	1					5	
	Actual	Budget	Variance	Annual Budget	Actual YTD	Year-to-Date Budget	Variance
Water Revenue	24,574.57	25,416.67	-842.10	305,000	112,062.33	127,083.33	-15,021.00
Sewer Revenue	18,392.55	17,916.67	475.88	215,000	76,308.49	89,583.33	-13,274.84
Penalties	1,477.94	1,041.67	436.27	12,500	4,862.19	5,208.33	-346.14
WHCRWA Revenue	27,798.17	29,766.67	-1,968.50	357,200	104,258.74	148,833.33	-44,574.59
Tap/Inspection-Income/Exp	-300.00	333.33	-633.33	4,000	1,400.00	1,666.67	-266.67
Maintenance Tax	0.00	0.00	0.00	496,000	5,032.70	5,032.70	0.00
Bulk Water/Sewer Sales	0.00	1,833.33	-1,833.33	22,000	5,212.86	9,166.67	-3,953.81
Interest Earned	489.81	666.67	-176.86	8,000	5,133.43	3,333.33	1,800.10
Sales Tax Revenue	46,571.73	45,833.33	738.40	550,000	275,292.37	229,166.67	46,125.70
WHCRWA Credits	5,215.00	5,215.00	0.00	62,580	26,075.00	26,075.00	0.00
Miscellaneous Income	0.00	0.00	0.00	0	0.00	0.00	0.00
Total Revenue	124,219.77	128,023.33	-3,803.56	2,032,280.00	615,638.11	645,149.37	-29,511.26
Expenses							
Director Fees/less payroll tax	554.10	2,083.33	-1,529.23	25,000.00	5,653.26	10,416.67	4,763.41
Travel & Registration Expense	123.80	875.00	-751.20	10,500.00	4,421.77	4,375.00	-46.77
Membership & Dues	-50.00	-50.00	0.00	550.00	1,350.00	1,350.00	0.00
Insurance & Bonds	1,550.00	1,550.00	0.00	15,000.00	1,550.00	1,550.00	0.00
Legal Fees	4,336.10	3,500.00	836.10	42,000.00	20,940.55	17,500.00	-3,440.55
Engineering Fees	7,415.74	3,333.33	4,082.41	40,000.00	23,342.34	16,666.67	-6,675.67
Audit Fees	4,250.00	4,250.00	0.00	14,000.00	13,750.00	13,750.00	0.00
Bookkeeping Fees	1,275.00	1,150.00	125.00	13,800.00	5,825.00	5,750.00	-75.00
Office Expense/Postage	1,705.02	1,666.67	38.35	20,000.00	8,003.71	8,333.33	329.62
Election Expense	0.00	833.33	-833.33	10,000.00	0.00	4,166.67	4,166.67
Legal Notices	0.00	416.67	-416.67	5,000.00	0.00	2,083.33	2,083.33
Operator Fees	6,772.26	5,666.67	1,105.59	68,000.00	30,377.24	28,333.33	-2,043.91
Repairs & Maintenance	29,742.85	22,433.33	7,309.52	269,200.00	106,031.19	112,166.67	6,135.48
CJOB Treatment Plant Fees	0.00	28,166.67	-28,166.67	338,000.00	67,136.12	140,833.33	73,697.21
Purchase Water	0.00	437.50	-437.50	5,250.00	1,229.60	2,187.50	957.90
Laboratory Fees	1,004.72	916.67	88.05	11,000.00	5,516.63	4,583.33	-933.30
Chemicals	481.93	1,250.00	-768.07	15,000.00	2,308.26	6,250.00	3,941.74
Utilities	4,845.51	5,250.00	-404.49	63,000.00	19,534.79	26,250.00	6,715.21
Permits & Assessments	0.00	0.00	0.00	7,000.00	0.00	0.00	0.00
WHCRWA Assessments	3,093.20	5,541.67	-2,448.47	66,500.00	18,074.70	27,708.33	9,633.63
WHCRWA Surf Wtr Purch	36,089.30	34,500.00	1,589.30	414,000.00	166,545.30	172,500.00	5,954.70
Miscellaneous Expense	617.31	833.33	-216.02	10,000.00	3,711.54	4,166.67	455.13
EXPENSE SUBTOTAL:	103,806.84	124,604.17	-20,797.33	1,462,800.00	505,302.00	610,920.83	105,618.83
SPECIAL PROJECTS							
SS Line Rehab (Repairs,TV, Clean)	18,124.61	18,124.61	0.00	200,000.00	96,851.21	96,851.21	0.00
Control Panel & MCC	0.00	0.00	0.00	0.00	0.00	0.00	0.00
Water Plant Generator	0.00	0.00	0.00	0.00	0.00	0.00	0.00
HWY Swr Line Crossing Rehab	0.00	0.00	0.00	0.00	0.00	0.00	0.00
Booster Pump Engine Repl.	0.00	0.00	0.00	60,000.00	0.00	0.00	0.00
SCADA Upgrades	0.00	0.00	0.00	15,000.00	0.00	0.00	0.00
TOTAL EXPENSES	121,931.45	142,728.78	-20,797.33	1,737,800.00	602,153.21	707,772.04	105,618.83
NET SURPLUS (DEFICIT)	2,288.32	-14,705.44	16,993.76	294,480.00	13,484.90	-62,622.68	76,107.58
Balance as of last report	2,829,300.63				2,810,524.05		
Customer Deposits (net +/-)	100.00				7,680.00		
Feasibility/Annex. Income/Exp.	0.00				0.00		
2003 Bond Defeseance	-425,235.00				-425,235.00		
Due to tax fund	0.00				0.00		
Tax Refund @ Nov. mtg.	0.00				0.00		
Due from Debt Service	0.00				0.00		
Bal. @Mtg dated 8/25/14	2,406,453.95				2,406,453.95		

-250,000.00 Holding for future STP Capital Expenses
2,156,453.95

6

Fiscal Year Ending 2/28/15

7

Strategic Partnership Payments from City of Houston

Harris County Mud 186

Date Received	Month paid	Amount	
1/2006-12/2010	Prior Years	\$	2,317,365.40
1/2011-2/2012	Prior Years	\$	609,894.66
3/2012-2/2013	Prior Years	\$	598,848.53
3/2013 - 4/2013	Prior Years	\$	606,643.29
	Prior Year Totals	\$	4,132,751.88
5/20/2014	January-14		\$46,550.35
5/21/2014	February-14		\$48,743.17
6/9/2014	March-14		\$57,719.91
7/25/2014	April-14		\$46,571.73
	Fiscal Total		\$199,585.16
Total Received		\$	4,332,337.04

INVESTMENT REPORT, AUTHORIZATION AND REVIEW

Report for
HARRIS COUNTY MUD #186

Prepared for the reporting period ("Period") from

7/1/2014

to

7/31/2014

Investment Pools	Rate	Beginning Value for Period		Interest earned this period	Deposits or (Withdrawals)	Ending Value for Period	
		Book	N.A.V.			Book	N.A.V.
B Fund	0.0313%	1,416.92	1.00005	0.00	0.00	1,416.92	1.00004
OA TexPool	0.0313%	32,595.04	1.00005	1.72	0.00	32,596.76	1.00004
OA TexPool	0.0313%	59,396.07	1.00005	2.96	0.00	59,399.03	1.00004
OA TexPool	0.0555%	93,390.78		3.32	0.00	93,394.10	

Certificates of Deposits	Rate	Purchase Value	Term in Days	Begin Value for Period	Interest accrued this period	Deposits or (Withdrawals)	Ending Value for Period	Date of Purchase	Date of Maturity
fund									
OA Memorial City Bank	0.65%	243,813.26	365	244,269.16	130.26	0.00	244,399.41	3/18/2014	3/18/2015
OA Green Bank	0.30%	243,184.15	174	243,284.09	59.96	0.00	243,344.05	5/12/2014	11/10/2014
OA Texan Bank	0.60%	99,000.00	365	99,419.87	48.82	0.00	99,468.69	10/16/2013	10/16/2014
OA Icon Bank	0.69%	240,000.00	365	241,170.54	136.11	0.00	241,306.65	10/16/2013	10/16/2014
OA Enterprise	0.80%	245,192.40	365	245,455.73	161.22	0.00	245,616.95	5/13/2014	5/13/2015
	0.6334%	825,997.41	365	828,143.66	375.15	0.00	828,518.81		212

Federal Obligations	Simple APR	Purchase Value	Term in Days	Begin Period Market Value	Gain (Loss) to Market Value	Deposits or (Withdrawals)	Ending Period Market Value	Date of Purchase	Date of Maturity
N/A	0.0000%	0.00	0	0.00	0.00	0.00	0.00		
total investments	0.5845%	919,388.19	365	921,540.04	378.47	0.00	921,912.91		190

Compliance Statement

The investments (reported on above) for the Period are in compliance with the investment strategy expressed in the District's Investment Policy and the Public Funds Investment Act.

Review.

This report and the District's Investment Policy are submitted to the Board for its review and to make any changes thereto as determined by the Board to be necessary and prudent for the management of District funds.

Tax Assessor Acct is @ Comerica Bank

Signatures.

Myrtle Cruz, Inc. Unvest.xls version 2.4

Investment Officer - Mary Jarmon

(please sign & date)

Bookkeeper (Myrtle Cruz, Inc.)

Mary Jarmon

Deposit / Collateral Report by District

HARRIS COUNTY MUD 186

Tax ID - Pledge: 742210323-20114
 1st. Consultant: MCI-MYRTLE CRUZ, INC.
 2nd. Consultant: PLEDGED

BBVA Compass Bank

Pledge Date: 07/01/2014
 Accounts Through: 6/30/2014 10:00 PM
 Memo Posts Through: NO MEMO POSTS

Deposits

Interest Account

<u>Acct No</u>	<u>Funds Type</u>	<u>Class</u>	<u>Balance</u>	<u>Interest</u>	<u>Total</u>
0000026138	Interest Account		\$384,227.49	\$0.00	\$384,227.49
0000052472	Interest Account		\$1,388,413.04	\$0.00	\$1,388,413.04
Subtotal	Interest Account		\$1,772,640.53	\$0.00	\$1,772,640.53

Bond Fund

<u>Acct No</u>	<u>Funds Type</u>	<u>Class</u>	<u>Balance</u>	<u>Interest</u>	<u>Total</u>
2514455859	Bond Fund		\$109,582.79	\$0.00	\$109,582.79
Subtotal	Bond Fund		\$109,582.79	\$0.00	\$109,582.79

Total Deposits			\$1,882,223.32	\$0.00	\$1,882,223.32
-----------------------	--	--	-----------------------	---------------	-----------------------

Securities

<u>Agency</u>	<u>Custodian</u>	<u>CUSIP</u>	<u>Maturity Date</u>	<u>Date Pledged</u>	<u>Units Pledged</u>	<u>Market Value</u>
FHLB-A	FHLB-A	3138MBME3	09/01/2042	02/18/2014 03:23 PM	500,000	\$385,302.71
FHLMC	FHLB-A	3128S4FW2	12/01/2036	05/21/2014 02:47 PM	1,750,000	\$198,290.96
FHLMC	FHLB-A	31300L2Z7	01/01/2043	03/04/2014 03:04 PM	450,000	\$388,580.99
FHLMC	FHLB-A	31300L5H4	01/01/2043	04/02/2013 11:16 AM	100,000	\$77,242.20
FHLMC	FHLB-A	31300L5H4	01/01/2043	04/17/2013 02:28 PM	225,000	\$173,794.96
FNMA	FHLB-A	31419AU39	04/01/2037	02/16/2012 03:27 PM	400,000	\$110,354.71
FNMA	FHLB-A	31416BNE4	09/01/2036	01/14/2013 02:30 PM	1,375,000	\$237,960.98
FNMA	FHLB-A	31410GQ55	05/01/2033	02/14/2011 02:30 PM	1,000,000	\$137,159.02
FNMA	FHLB-A	31418MH39	04/01/2037	02/14/2013 03:09 PM	575,000	\$113,386.99
Total Securities Pledged					6,375,000	\$1,822,073.52

10

Deposit / Collateral Report by District

DEPOSIT / COLLATERAL POSITION CALCULATION

Subtotal Interest Deposits	\$1,772,640.53
Subtotal Non-Interest Deposits	\$0.00
Subtotal Bond Fund Deposits	\$109,582.79
	<hr/>
TOTAL DEPOSITS	\$1,882,223.32
LESS APPLICABLE FDIC	
Subtotal Interest Deposits	\$250,000.00
Subtotal Non-Interest Deposits	\$0.00
Subtotal Bond Fund Deposits	\$109,582.79
	<hr/>
Deposits Requiring Collateral	\$1,522,640.53
TOTAL SECURITIES PLEDGED	\$1,822,073.52
DEPOSIT COLLATERAL POSITION - 100%	\$299,432.99
DEPOSIT COLLATERAL POSITION - 105%	\$223,300.97
	<hr/>
	120%

Deposit / Collateral Report by District

HARRIS COUNTY MUD 186

Tax ID - Pledge: 742210323-20114

1st. Consultant: MCI-MYRTLE CRUZ, INC.

2nd. Consultant:

BBVA Compass Bank

Pledge Date: 08/01/2014

Accounts Through: 7/31/2014 10:00 PM

Memo Posts Through: NO MEMO POSTS

Deposits

PLEDGED

Interest Account

<u>Acct No</u>	<u>Funds Type</u>	<u>Class</u>	<u>Balance</u>	<u>Interest</u>	<u>Total</u>
0000026138	Interest Account		\$317,139.31	\$0.00	\$317,139.31
0000052472	Interest Account		\$1,388,631.27	\$0.00	\$1,388,631.27
Subtotal	Interest Account		\$1,705,770.58	\$0.00	\$1,705,770.58

Bond Fund

<u>Acct No</u>	<u>Funds Type</u>	<u>Class</u>	<u>Balance</u>	<u>Interest</u>	<u>Total</u>
2514455859	Bond Fund		\$109,590.80	\$0.00	\$109,590.80
Subtotal	Bond Fund		\$109,590.80	\$0.00	\$109,590.80

Total Deposits			\$1,815,361.38	\$0.00	\$1,815,361.38
-----------------------	--	--	-----------------------	---------------	-----------------------

Securities

<u>Agency</u>	<u>Custodian</u>	<u>CUSIP</u>	<u>Maturity Date</u>	<u>Date Pledged</u>	<u>Units Pledged</u>	<u>Market Value</u>
FHLB-A	FHLB-A	3138MBME3	09/01/2042	02/18/2014 03:23 PM	500,000	\$371,647.07
FHLMC	FHLB-A	3128S4FW2	12/01/2036	05/21/2014 02:47 PM	1,750,000	\$197,411.28
FHLMC	FHLB-A	31300L2Z7	01/01/2043	03/04/2014 03:04 PM	450,000	\$381,822.61
FHLMC	FHLB-A	31300L5H4	01/01/2043	04/02/2013 11:16 AM	100,000	\$76,033.53
FHLMC	FHLB-A	31300L5H4	01/01/2043	04/17/2013 02:28 PM	225,000	\$171,075.44
FNMA	FHLB-A	31419AU39	04/01/2037	02/16/2012 03:27 PM	400,000	\$107,049.60
FNMA	FHLB-A	31416BNE4	09/01/2036	01/14/2013 02:30 PM	1,375,000	\$231,504.35
FNMA	FHLB-A	31410GQ55	05/01/2033	02/14/2011 02:30 PM	1,000,000	\$134,081.84
FNMA	FHLB-A	31418MH39	04/01/2037	02/14/2013 03:09 PM	575,000	\$110,583.96
Total Securities Pledged					6,375,000	\$1,781,209.68

12

Deposit / Collateral Report by District

DEPOSIT / COLLATERAL POSITION CALCULATION

Subtotal Interest Deposits	\$1,705,770.58
Subtotal Non-Interest Deposits	\$0.00
Subtotal Bond Fund Deposits	\$109,590.80
	<hr/>
TOTAL DEPOSITS	\$1,815,361.38
LESS APPLICABLE FDIC	
Subtotal Interest Deposits	\$250,000.00
Subtotal Non-Interest Deposits	\$0.00
Subtotal Bond Fund Deposits	\$109,590.80
	<hr/>
Deposits Requiring Collateral	\$1,455,770.58
TOTAL SECURITIES PLEDGED	\$1,781,209.68
DEPOSIT COLLATERAL POSITION - 100%	\$325,439.10
DEPOSIT COLLATERAL POSITION - 105%	\$252,650.57
	<hr/>
	122%

13



CENTRAL BANK - PUBLIC FUNDS
DEPOSIT COLLATERAL REPORT
ALL DISTRICTS

Effective Date: 07/31/2014

Accounts Through: 07/31/2014 7:00 PM

Memo Posts Through:

HARRIS CO MUD 186

Tax ID: 742210323

FHLB Pledge Code: 20114

1st Consultant: MCI

2nd Consultant:

PLEGDED

DEPOSITS

Acct No	Funds Type	Class	Balance	Interest	Total	Current Month Average	Prior Month Average	YTD Average	Prior Year Average
Demand Deposits									
3290661	PF/CKG	60	\$79,533.66	\$0.00	\$79,533.66	\$60,452.26	\$71,732.31	\$186,248.00	\$98,362.01
	DDA								
Subtotal Demand Deposits			\$79,533.66	\$0.00	\$79,533.66	\$60,452.26	\$71,732.31	\$186,248.00	\$98,362.01
Total Deposits			\$79,533.66	\$0.00	\$79,533.66	\$60,452.26	\$71,732.31	\$186,248.00	\$98,362.01

SECURITIES

Safekeeping	Agency	CUSIP	Pool No.	Maturity	Date Pledged	Units Pledged	Market Value
FHLB-D	FNMA	31375HD27	335021	01/01/2026	11/29/2013	1,122,391	\$11,563.30
FHLB-D	GNMA	36202KW43	8767	12/20/2025	12/18/2013	10,284,000	\$47,288.30
FHLB-D	GNMA	36225CZ82	80766	11/20/2033	01/02/2014	500,000	\$28,113.84
FHLB-D	GNMA	36225DBR4	80947	06/20/2034	01/17/2014	400,000	\$79,538.77
Total Securities Pledged						12,306,391	\$166,504.21

DEPOSIT COLLATERAL CALCULATION

	Account Balances	FDIC Insurance	Collateral Required
Subtotal Demand Deposits:	\$79,533.66	\$79,533.66	\$0.00
Subtotal Time/Svgs/MMA:	\$0.00	\$0.00	\$0.00
Subtotal Bond Fund Deposits:	\$0.00	\$0.00	\$0.00
TOTALS:	\$79,533.66	\$79,533.66	\$0.00

DEPOSIT COLLATERAL POSITION

	Deposits Requiring Collateral	Securities Pledged	Excess Collateral	% Pledged
At 100 %	\$0.00	\$166,504.21	\$166,504.21	
At 105 %	\$0.00	\$166,504.21	\$166,504.21	

14



5870 Highway 6 North, Suite 215
Houston, Texas 77084
Tel : 281 861-6215
Fax : 281 861-6218

HARRIS COUNTY M.U.D. No. 186 OPERATIONS REPORT July-14

WATER PLANT SUMMARY

		<u>Jun-14</u>	<u>Jul-14</u>	<u>PERMIT YEAR TO DATE</u>
Produced from Wells (Gallons)	9%	2,342,000	1,628,000	11,325,000 gal
Purchased from WHCRWA (Gallons)	91%	15,345,000	15,691,000	104,773,000 gal
WHCRWA Allocated Withdrawal	12/1/13 to 11/30/14			240,000,000 gal
Amount Remaining on WHCRWA Allocation				123,902,000 gal
Months Remaining on WHCRWA Allocation				4 months

ACCOUNTABILITY SUMMARY

Metered & Billed	6/20/14 to 7/21/14	16,113,000 gal	13 Month Report
Amount Used to Maintain System		564,000 gal	
Amount Sold - HCMUD 162		0 gal	
Amount Purchased - WHCRWA		15,559,000 gal	
Amount Purchased - HCMUD #162		135,000 gal	
Amount Purchased - HCMUD #208		0 gal	
Amount From Wells	6/20/14 to 7/21/14	41,064,000 gal	
Percent Water Accountability		93.5%	94.3%
Comments:			

TAP CONNECTION / FEE SUMMARY

	<u>Residential</u>	<u>Commercial</u>	<u>Total</u>
Water Connections	699	140	839
Sewer Connections	699	89	788
Tap Fees		\$ -	
Comments:			

BUILDER DAMAGES

	<u>Current</u>	<u>30/60 Days</u>	<u>60/90 Days</u>	<u>Over 90 Days</u>
--	----------------	-------------------	-------------------	---------------------

BULK SEWER SALES

	<u>Current</u>	<u>30/60 Days</u>	<u>60/90 Days</u>	<u>Over 90 Days</u>
Harris County MUD 257	\$1,737.62	\$1,737.62	\$0.00	\$0.00

OPERATIONS EXPENSES

	<u>July-14</u>	<u>5 Month (FYTD)</u>
Operational Services	\$ 6,476.34	\$ 30,824.61
Customer Account Transfers	\$ 400.00	\$ 1,200.00
Terminations	\$ 120.00	\$ 500.00
Administrative Services	\$ 1,155.70	\$ 4,862.33
Temporary Meter Expense	\$ -	\$ -
Tap Expense	\$ 400.00	\$ 800.00
Chemicals	\$ 481.93	\$ 2,309.26
Laboratory Expense	\$ 1,004.72	\$ 5,516.63
Water Plant Expense	\$ 19,616.61	\$ 47,432.85
Lift Station Repairs	\$ 1,429.48	\$ 6,005.48
Water Distribution Repairs	\$ 3,136.74	\$ 26,228.98
Water Meter Replacement	\$ -	\$ 7,351.83
Wastewater Collection Repairs	\$ 5,560.02	\$ 12,036.60
Special Projects	\$ -	\$ -
TOTAL AMOUNT INVOICED	\$ 39,781.54	\$ 145,068.57

EXHIBIT "D"

HARRIS COUNTY MUD No.186
WATER ACCOUNTABILITY REPORT
July-14

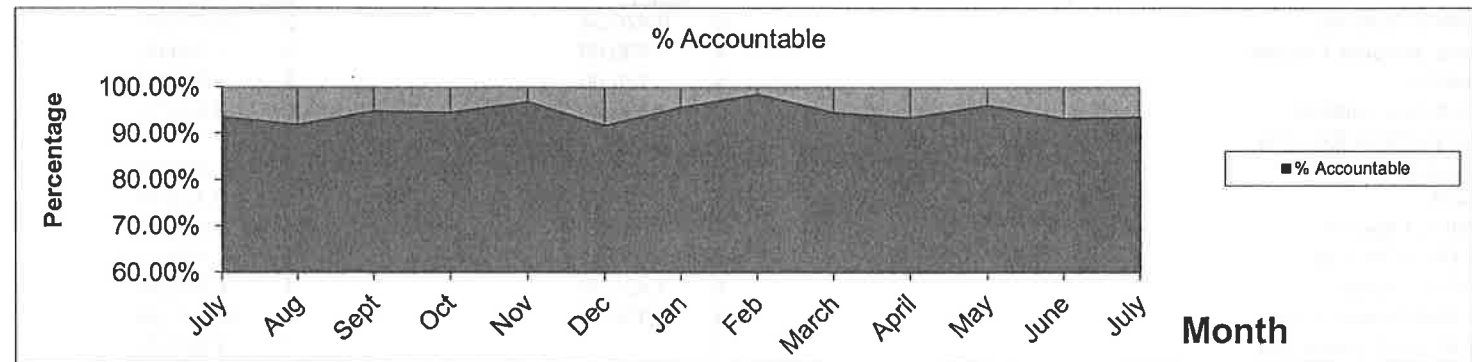
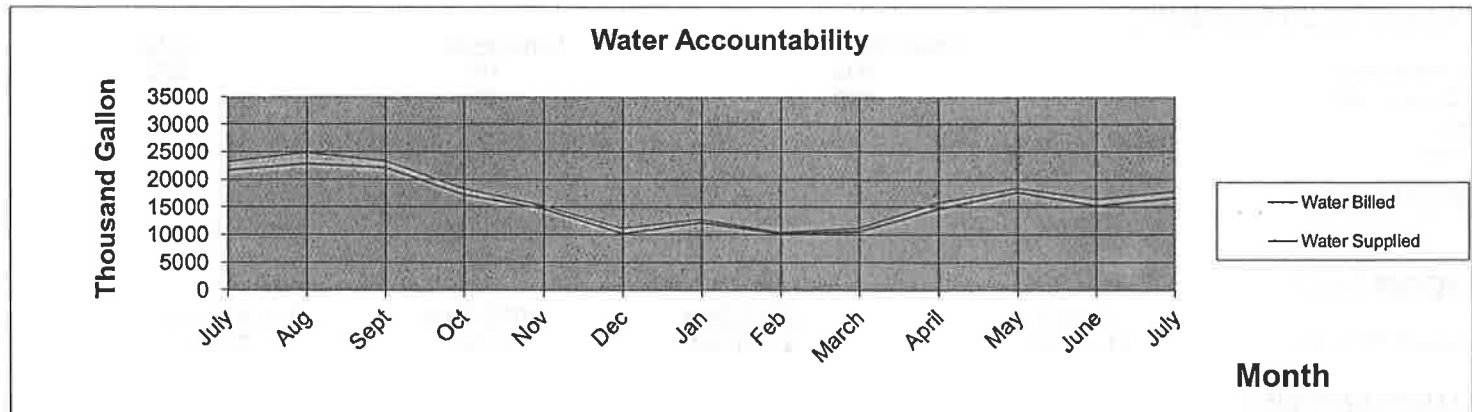
Meter Reading Cycle		Metered (Thousand Gallons)						Water Sold (Thous. Gal.)			Maint. (K. Gal.)	Water Accl. For (K. Gal.)	Well #1 Pumpage (K. Gal.)	Well #2 Pumpage (K. Gal.)	Water Purch. (Thous. Gal.)			Total Water Supplied	Unacct for Water	Percent Acct.
		Res	Comm	Spk	Apts	Park & Rec	Total	208	162	149					WHCRWA	162 I/C	162			
6/21/2013	7/22/2013	12140	3420	3089	2621	80	21350	0	0	0	378	21728	7051	1813	14121	0	217	23202	1474	93.65%
7/22/2013	8/21/2013	11875	3584	4702	2397	123	22681	0	0	0	192	22873	9436	1418	13831	0	196	24881	2008	91.93%
8/21/2013	9/20/2013	11661	3563	4340	2296	170	22030	0	0	0	174	22204	129	8624	14476	0	171	23400	1196	94.89%
9/20/2013	10/21/2013	8041	3354	3456	2066	202	17119	0	0	0	187	17306	78	1157	16910	0	146	18291	985	94.61%
10/21/2013	11/22/2013	6290	3223	2840	2247	88	14688	0	0	0	62	14750	71	544	14519	0	92	15226	476	96.87%
11/22/2013	12/20/2013	4520	2516	1176	1826	36	10074	0	0	0	187	10261	58	462	10580	0	87	11187	926	91.72%
12/20/2013	1/22/2014	5180	3076	1793	1898	39	11984	0	0	0	233	12217	116	532	12005	0	121	12774	557	95.64%
1/22/2014	2/21/2014	4463	2578	1301	1718	38	10098	0	0	0	184	10282	92	498	9781	0	72	10443	161	98.46%
2/21/2014	3/21/2014	4299	2556	1418	1568	57	9898	0	0	0	658	10556	154	795	10144	0	69	11162	606	94.57%
3/21/2014	4/22/2014	7026	3004	2153	1879	61	14123	0	0	0	612	14735	313	1261	14054	0	151	15779	1044	93.38%
4/22/2014	5/22/2014	8803	3811	2574	1772	103	17063	0	0	0	718	17781	70	2385	15902	0	132	18489	708	96.17%
5/22/2014	6/20/2014	8239	3403	1764	1698	113	15217	0	0	0	123	15340	162	1707	14450	0	131	16450	1110	93.25%
6/20/2014	7/21/2014	7746	3692	2790	1778	107	16113	0	0	0	564	16677	171	1967	15559	0	135	17832	1155	93.52%
TOTAL		100283	41780	33396	25762	1217	202438	0	0	0	4272	206710	17901	23163	176332	0	1720	219116	12406	94.34%

Notes: GST #1/ GST #2 taken out of service.

Meter Reading Cycle	WHCRWA billed to	WHCRWA bill	WHCRWA Credit	Total
7/22/2013	\$ 37,776.24	\$ 52,433.90	\$ 5,215.00	\$ (9,442.66)
8/21/2013	\$ 36,805.23	\$ 49,925.50	\$ 5,215.00	\$ (7,905.27)
9/20/2013	\$ 28,174.02	\$ 41,239.50	\$ 5,215.00	\$ (7,850.48)
10/21/2013	\$ 23,628.00	\$ 34,562.20	\$ 5,215.00	\$ (5,719.20)
11/22/2013	\$ 18,235.68	\$ 25,322.00	\$ 5,215.00	\$ (1,871.32)
11/22/2013	\$ 19,191.53	\$ 28,842.70	\$ 5,215.00	\$ (4,436.17)
1/22/2014	\$ 15,878.16	\$ 23,617.30	\$ 5,215.00	\$ (2,524.14)
2/21/2014	\$ 15,878.16	\$ 25,134.30	\$ 5,215.00	\$ (4,041.14)
3/21/2013	\$ 23,054.99	\$ 35,314.80	\$ 5,215.00	\$ (7,044.81)
4/22/2014	\$ 28,352.99	\$ 41,239.10	\$ 5,215.00	\$ (7,671.11)
5/20/2014	\$ 26,713.89	\$ 36,786.10	\$ 5,215.00	\$ (4,857.21)
6/20/2014	\$ 26,647.30	\$ 39,847.90	\$ 5,215.00	\$ (7,985.60)
TOTAL	\$ 300,336.19	\$ 434,265.30	\$ 62,580.00	\$ (71,349.11)

Amount needed to balance WHCRWA fees: \$ (0.36)
 July 2013 rate passed through to customers \$ 1.73

WHCRWA Rates Starting July 1st 2013
 \$1.90 Groundwater
 \$2.30 Surface Water



MAINTENANCE SUMMARY

July-14

Water Plant Maintenance

Air Compressor Replacement

Approved 5/14

The air compressor has been purchased and installed.

Estimated Cost \$ 5,000.00

Final Cost \$ 5,412.98

SCADA Upgrades

Approved 6/14

The control panel SCADA screen was installed and is operational.

Estimated Cost \$ 5,400.00

Final Cost \$ 5,351.55

Chlorinator Preventative Maintenance

Semi annual chlorinator preventative maintenance is complete.

Final Cost \$ 1,263.06

Hydrotank Coating

Approval Needed

We recommend obtaining estimates to sand blast and recoat the interior of the hydrotanks.

We would like to be ready to take the hydrotanks out of service in late October early November to perform work.

Lift Station Maintenance

Generator Load Test

Annual load test on generator is complete.

Final Cost \$ 470.83

Water Line Maintenance

No New Items to Report

Sewer Line Maintenance

Manhole Repair

Investigated settlement around manhole at 15922 Echo Lodge. Found infiltration into manhole. Sealed manhole top to bottom.

Final Cost \$ 1,440.75



Sewer Line additive

Purchased and installed Microsolve.

Final Cost \$ 3,873.75

Phase 4 Cleaning and Televising

Budget Item

Approval Needed

We request authorization to clean and televise the next phase of sewer lines in MUD 186.

Estimated Cost \$20,000.00

Administrative

No New Items to Report

WATER QUALITY COMPLAINT LOG

2011 - 2014

<u>Address</u>	<u>Customer</u>	<u>Date</u>
15814 WAYBRIDGE GLEN	JOHNSON	8/8/14
16002 SUGAR RIDGE	BILLINGTON	3/13/14
7054 RIVER GARDEN	MILLER	6/28/13
7547 MARBLE GLEN	BUSTAMANTE	6/28/13
** 7038 RIVERGARDENS	EVANS	7/3/13
** 7018 RIVERGARDENS	NEEDHAM	7/5/13
* 15911 RIDGE PARK	KALKOWSKI	3/21/13
7447 MARBLE GLEN	MCGRW	3/11/13
7306 PALASADES HEIGHTS		3/8/13
7307 MOUNTAIN VALLEY	HOWARD	9/24/12
159109 FM 529	PAT PIA	2/28/12
7402 BRANCH POINT	GYMARTHY	3/8/12
16018 SUGAR RIDGE	FLORES	11/29/11
15503 FM 529	ENCLAVE APTS	12/1/11
7010 HWY 6	JASONS DELI	12/1/11
7138 BRISTOL RIDGE	OLIVER	7/20/11
7115 KIRKGLADE CT	GARCIA - Complaint was rusty water	3/27/11
15326 WINDING VALLEY	HAWKES	3/9/11
7115 KIRKGLADE CT	GARCIA	1/5/11
Converted to free chlorine on 12/09		

* MUD 162 water system - 162 had converted to free chlorine during that period.

** Water Main Break on Lakeview Haven



5870 Highway 6 North, Suite 215
Houston, Texas 77084
Tel : 281 861-6215
Fax : 281 861-6218

HARRIS COUNTY MUD No. 186
Billing & Collection Summary
July-14

WATER BILL PAYMENTS

Last Month Receivables

Penalty	\$1,862.87
Sewer	\$15,318.46
Water	\$27,351.51
Application Fee	\$0.00
TCEQ	\$249.99
Work Order	\$100.00
WHCRWA	\$36,091.51

Current Billing

Sewer	\$16,773.77
Water	\$23,625.63
Application Fee	\$0.00
TCEQ	\$201.68
Work Order	\$0.00
WHCRWA	\$26,647.30

Arrears

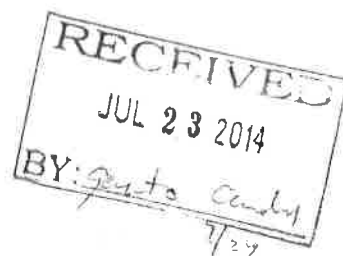
30 Day	\$8,302.70
60 Day	\$2,648.44
90 Day	\$6,301.65
	<hr/>
	\$17,252.79

BILLING ACTIVITY

1) See customer letter.

July 23, 2014

Board of Directors
Harris County Mud #186
Houston, TX 77284



Re: 15915 Moonlight Creek Ct.
Houston, TX 77095
Acct. # 52310-000000315605215

Dear Board of Directors,

I am writing in regard to my water bill. I have had an enormous increase in my bill, and am trying to get some help in finding the underlying problem. In the month of May of 2014 my usage increased from 25,000 gallons the previous year to 89,000 gallons. In June of 2014, my usage increased from 31,000 gallons the previous year to 93,000 gallons. The spike in these two months is more than triple my normal water usage. This sudden increase indicates a problem, as we have done nothing different in our water usage. I have enclosed copies of my last two bills showing the graph of my usage.

We have checked for leaks in and around the house, and have found nothing that would contribute to this problem. Therefore, I am requesting your help in getting to the bottom of this issue in due haste.

Sincerely,

A handwritten signature in cursive script that reads "Christine M. Kelly".

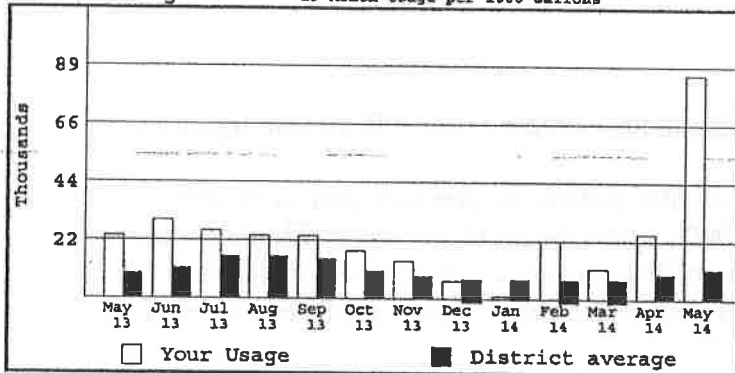
Christine Kelly
15915 Moonlight Creek Ct.
Houston, TX 77095
Enclosures

MONTHLY WATER BILLING SUMMARY

KELLY, CHRISTINE
15915 MOONLIGHT CREEK CT

HOUSTON TX 77095-2538

Service Address: 15915 MOONLIGHT CREEK CT
Water Usage 13-Month Usage per 1000 Gallons



Account Number: 52310-000000315605215
ACCOUNT SUMMARY

Water usage from: 04/23 To 05/22
Current Read: 820.00
Previous Read: 731.00
Current Usage: 89000 Gallons
Usage last year: 25000 Gallons

PREVIOUS BALANCE \$ 97.56

WATER	128.50
SEWER	10.00
REGIONAL WATER AUTHORITY	153.97
TNRCC	.69

PLEASE REMEMBER TO CONSERVE

WATER AS THE TEMPERATURES RISE

AND IRRIGATION NEEDS INCREASE.

AMOUNT DUE NOW \$ 390.72

Late fee after 6/26/14 29.25

After due date 6/26/14 \$ 419.97

✂ Please detach this portion and return with your payment ✂

Account Number 52310-000000315605215
Service Address 15915 MOONLIGHT CREEK CT
CENTRAL BANK MUD IS CHECKFREE BILLER

Due Date	Past Due	Current Charges	Total Amount Due	After Due Date	Amount Paid
6/26/14	97.56	293.16	390.72	419.97	

Make Check Payable To:

KELLY, CHRISTINE
15915 MOONLIGHT CREEK CT

HOUSTON TX 77095-2538

HARRIS COUNTY MUD #186
P. O. BOX 842115
HOUSTON TX 77284

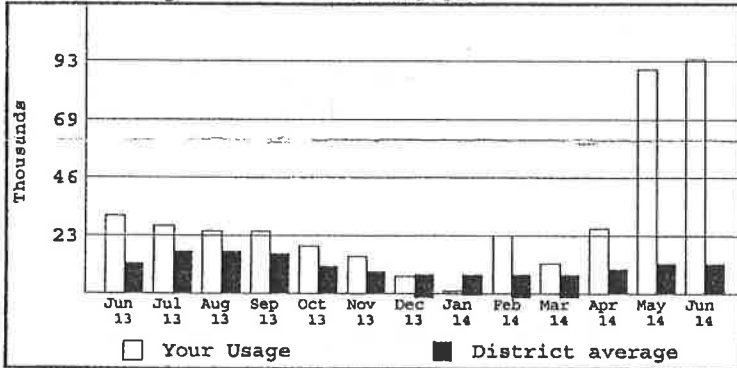
523100000003156052157

MONTHLY WATER BILLING SUMMARY

KELLY, CHRISTINE
15915 MOONLIGHT CREEK CT

HOUSTON TX 77095-2538

Service Address: 15915 MOONLIGHT CREEK CT
Water Usage 13-Month Usage per 1000 Gallons



Account Number: 52310-000000315605215
ACCOUNT SUMMARY

Water usage from: 05/23 To 06/20
Current Read: 913.00
Previous Read: 820.00
Current Usage: 93000 Gallons
Usage last year: 31000 Gallons

PREVIOUS BALANCE \$ 419.97

WATER 134.50
SEWER 10.00
REGIONAL WATER AUTHORITY 160.89
TNRCC .72

Friday 7/18 - Cathy

ALTHOUGH WE HAVE RECEIVED RAIN

LATELY, PLEASE CONTINUE WITH

YOUR CONSERVATION EFFORTS.

AMOUNT DUE NOW \$ 726.08

Late fee after 7/26/14 30.54

After due date 7/26/14 \$ 756.62

X Please detach this portion and return with your payment X

Account Number 52310-000000315605215
Service Address 15915 MOONLIGHT CREEK CT
CENTRAL BANK MUD IS CHECKFREE BILLER

Due Date	Past Due	Current Charges	Total Amount Due	After Due Date	Amount Paid
7/26/14	419.97	306.11	726.08	756.62	

Make Check Payable To:

KELLY, CHRISTINE
15915 MOONLIGHT CREEK CT

HOUSTON TX 77095-2538

HARRIS COUNTY MUD #186
P. O. BOX 842115
HOUSTON TX 77284

523100000003156052157

Dist No. 310

Notes

ACCOUNT QUERY

HARRIS COUNTY MUD #186

31-56052-15

KELLY, CHRISTINE
15915 MOONLIGHT CREEK CT

HOUSTON TX
770952538

Service address: 15915 MOONLIGHT CREEK CT

Service agreement:

Lic/ss no.

Account balance

90 Days00
60 Days00
30 Days ...	336.19
Arrear	336.19
Curr due ..	150.71
Balance ...	486.90
Due By.....	08/26/14

Status.: ACTIVE

Rate...: 01

units: 1

Water: Y Sewer: Y OTHER N

Serv date.: 12/30/11

Deposit.: 50.00

Dep date: 01/26/12

Last Ptl: 07/26/14

Meter no.: 88706480

Meter Size:

Pay Vol Fee..:

No Penalty...:

CONFIDENTIAL..:

Type Phone no. Email address

HOME 281-656-8371

CELL 832-298-0580

F1 / F2 Hst F3=Nxt act F7=Exit F10=Meter rds F13=Other F16=Notes F24=Update

31-56052-15

PAYMENT SUPPLEMENT

HARRIS COUNTY MUD #186

ND

Payment	Date	Check no.	Batch no.	Code
193.41	08/22/13		816	1
196.27	10/24/13		819	6
94.06	11/22/13		819	1
134.00	01/24/14		15	
75.00	03/17/14		812	1
133.00	04/11/14		811	1
425.00	07/25/14		18	

31-56052-15

Meter history

HARRIS COUNTY MUD #186

ND

Meter number: 88706480

Serv date...: 12/30/11

Serv address: 15915 MOONLIGHT CREEK CT

CM ID

Seq #

0

Meter size ...:

Meter brand ...:

Meter type ...:

Meter read	Read date	Usage	Adt1 Usage	# Days	Est
578.00	7/22/13	27.00	.00		
603.00	8/21/13	25.00	.00		
628.00	9/20/13	25.00	.00		
647.00	10/21/13	19.00	.00		
662.00	11/22/13	15.00	.00		
669.00	12/20/13	7.00	.00		
670.00	1/22/14	1.00	.00		
693.00	2/21/14	23.00	.00		
705.00	3/21/14	12.00	.00		
731.00	4/22/14	26.00	.00		
820.00	5/22/14	89.00	.00		
913.00	6/20/14	93.00	.00		
958.00	7/21/14	45.00	.00		

Enter to return to master account

987.00 8/20/14 29.00

31-56052-15

ACCOUNT HISTORY
HARRIS COUNTY MUD #186

ND

Mth	Dep	Pent	Sewer	Water	G/T-W/O	Mult	Total	Date
BBF	.00	17.11	10.00	72.35	.00	88.95	188.41	/ /
Bal							188.41	
JUL	.00	8.34	10.00	35.50	.00	42.89	96.73	07/22/13
A	.00	5.00	.00	.00	.00	.00	5.00	08/07/13
P	.00	21.88	10.00	72.35	.00	89.18	193.41	08/22/13
Bal							96.73	
AUG	.00	8.58	10.00	32.50	.00	43.46	94.54	08/21/13
Bal							191.27	
SEP	.00	8.10	10.00	32.50	.00	43.46	94.06	09/20/13
A	.00	5.00	.00	.00	.00	.00	5.00	10/08/13
P	.00	21.94	20.00	68.00	.00	86.33	196.27	10/24/13
Bal							94.06	
OCT	.00	6.66	10.00	23.75	.00	33.04	73.45	10/21/13
P	.00	8.31	10.00	32.50	.00	43.25	94.06	11/22/13
Bal							73.45	
NOV	.00	5.47	10.00	18.75	.00	26.09	60.31	11/22/13
Bal							133.76	

31-56052-15

ACCOUNT HISTORY
HARRIS COUNTY MUD #186

ND

Mth	Dep	Pent	Sewer	Water	G/T-W/O	Mult	Total	Date
DEC	.00	3.45	10.00	12.50	.00	12.22	38.17	12/20/13
A	.00	5.00	.00	.00	.00	.00	5.00	01/06/14
P	.00	12.26	20.00	42.50	.00	59.24	134.00	01/24/14
Bal							42.93	
JAN	.00	2.42	10.00	12.50	.00	1.84	26.76	01/22/14
Bal							69.69	
FEB	.00	7.42	10.00	29.50	.00	39.99	86.91	02/21/14
A	.00	5.00	.00	.00	.00	.00	5.00	03/07/14
P	.00	15.74	20.11	25.00	.00	14.15	75.00	03/17/14
Bal							86.60	
MAR	.00	.00	10.00	15.00	.00	20.89	45.89	03/21/14
P	.00	7.42	20.40	44.50	.00	60.68	133.00	04/11/14
Bal							.51-	
APR	.00	8.87	10.00	34.00	.00	45.20	98.07	04/22/14
Bal							97.56	
MAY	.00	29.25	10.00	128.50	.00	154.66	322.41	05/22/14
Bal							419.97	

31-56052-15

ACCOUNT HISTORY
HARRIS COUNTY MUD #186

ND

Mth	Dep	Pent	Sewer	Water	G/T-W/O	Mult	Total	Date
JUN	.00	30.11	10.00	134.50	.00	161.61	336.22	06/20/14
A	.00	5.00	.00	.00	.00	.00	5.00	07/07/14
P	.00	42.43	19.49	162.50	.00	200.58	425.00	07/25/14
Bal							336.19	
JUL	.00	.00	10.00	62.50	.00	78.21	150.71	07/21/14
<hr/>								
	.00	30.80	20.00	197.00	.00	239.10	486.90	<---Due



Patrick Carrigan

Harris County MUD 186

Engineer's Report

August 25, 2014

Patrick Carrigan, PE

Texas Registered Professional Engineer No. 95617

AECOM USA Group Inc., Registration #F-3082

6 a 15557 FM 529 (Jejian Family Partnership - Automotive Mall)

Capacity reservation letter has been provided for the 1 ESFC requested.

Plans have been reviewed and comment letter has been supplied to the engineer (see attached).

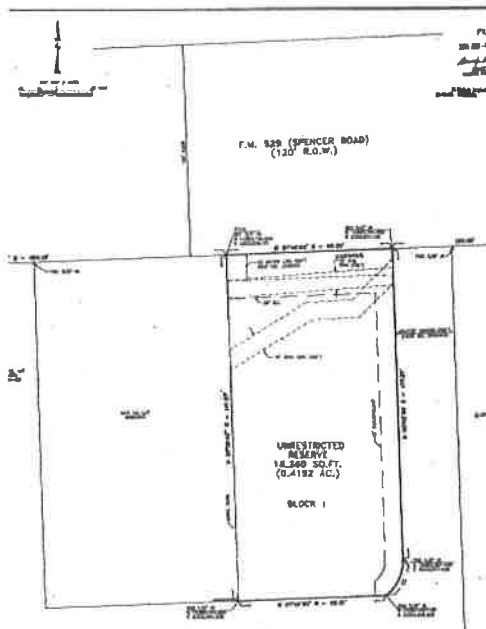


EXHIBIT "E"

c Sanitary Sewer Rehabilitation**HC MUD 186 Sanitary Sewer Repairs for Copperfield Southpoint
Sections 2 and Copperfield Southdown Village Section 4 and Section 6**

Project Data: Sanitary Repairs for Phase I and II

Contractor: Insituform Technologies, Inc.

**99% Rehabilitation Time
100% Rehabilitation Complete****Contract Time Summary****WS&D**

31-Mar-14	Work Order date
90	Initial contract time
28-Jun-14	Initial completion date
0	Previous Time Extensions
0	Current Time Extensions
90	Current contract time
28-Jun-14	Current completion date
31-Mar-14	Begin estimate period
30-Jun-14	End estimate period
89	Days to date
27-Jun-14	Substantial Completion
N/A	Days late
\$500.00	Liquidated Damage rate
N/A	Liquidated Damages total

Amount Due Summary

\$89,636.00	Initial Contract amount
(\$2,162.00)	Change Order No. 2 (Reconciliation)
\$87,474.00	Revised contract amount
2	Estimate number
\$87,474.00	Amount placed to date
\$0.00	Retainage of 0%
\$87,474.00	Balance
\$78,726.60	Previous estimates paid
\$8,747.40	Total due this estimate

For the Board's review, approval and signature we have the **Certificate of Completion**.**Phase 3**

Complete. Awaiting on additional phases to generate a complete project.



AECOM
5444 Westheimer Rd.
Suite 200
Houston, TX 77056
www.aecom.com

713 780 4100 tel
713 780 0838 fax

August 25, 2014

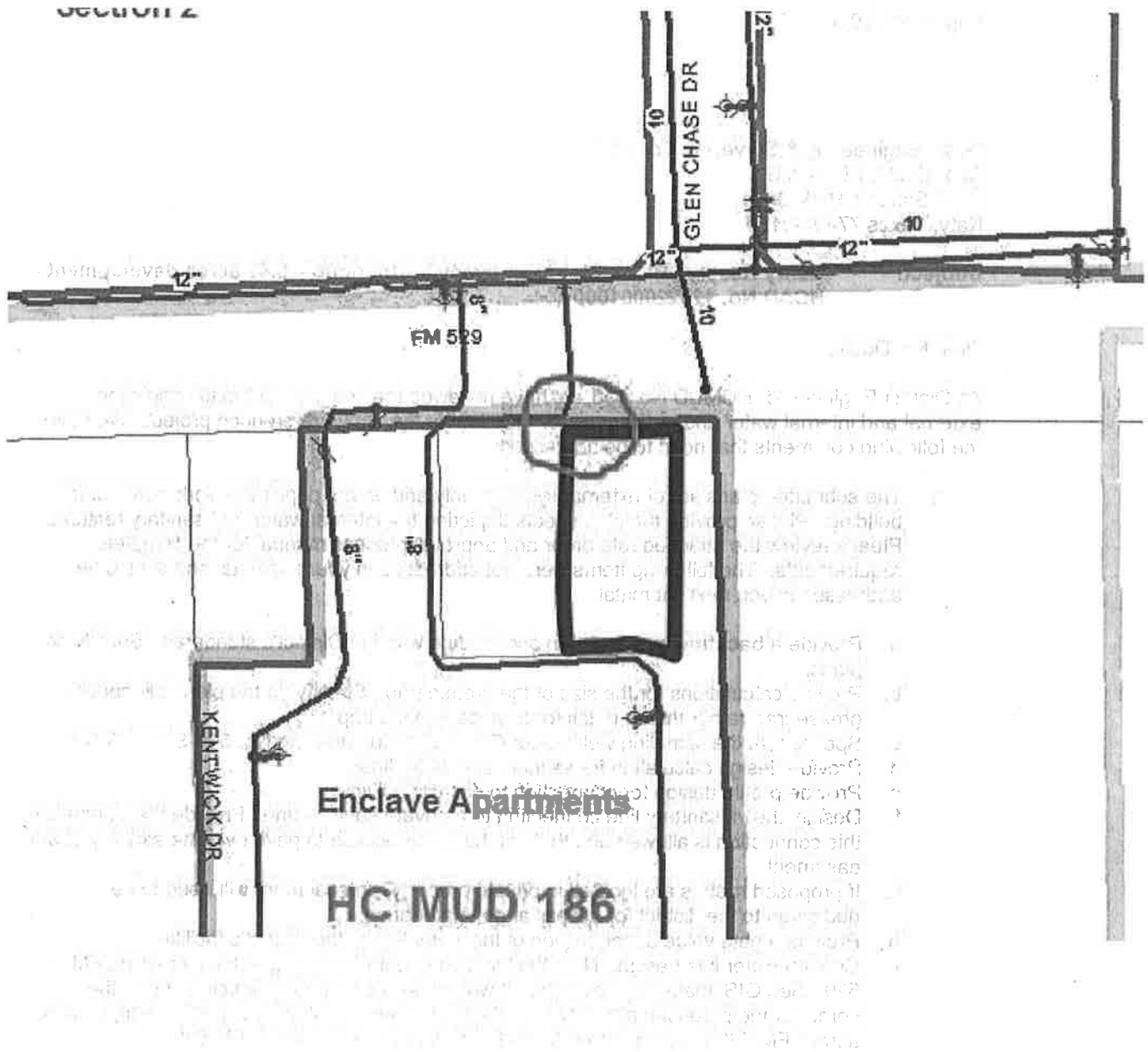
Doshi Engineering & Surveying Company
Sam Doshi, PE, RPLS
2019 Shadow Park Drive
Katy, Texas 77494-2135

**Subject: Henry Reserve Block 21, Tajian family Partnership – 0.42 acres development -
HCAD No. 1282200010001**

Dear Mr. Doshi:

As District Engineer for HCMUD No. 186, we have reviewed the final plan submittal depicting external and internal water and sanitary sewer facilities for the above referenced project. We have the following comments that need to be addressed:

1. The submitted plans are of external systems only and do not depict the work inside of the building. Please provide the plan sheets depicting the internal water and sanitary features. Please review the attached rate order and approval process manual for the complete requirements. The following items were not addressed in your submittal and should be addressed in your next submittal.
 - a. Provide a **backflow preventer** in accordance with the District's standards. Specify on plans.
 - b. Provide calculations for the size of the grease trap. Specify on the plans the specific grease trap rather than a detail for a typical grease trap.
 - c. Specify that the sampling well be per City of Houston drawing No. 516-S or 516-S-1.
 - d. Provide design calculation for sanitary and water lines.
 - e. Provide profile design for connection to district facilities.
 - f. Design shows sanitary line connecting to a private sanitary line. Provide documentation this connection is allowed and that you have permission to pave over the sanitary sewer easement.
 - g. If proposed meters are located in private property, an easement will need to be dedicated to the district for access and maintenance.
 - h. Provide a gate valve at connection of the water line to the district's facilities.
 - i. Confirm water line design. Note the location of both 8-inch water lines crossing FM 529. See GIS image on next page. If water line is confirmed in the field to be at the corner of the proposed property then design connection at this point else design a bore across FM 529 to connect to existing 8-inch line on north side of FM 529.



- j. Provide the following construction notes as applicable:
- No connections shall be made to any facilities for water or sewer, until all fees for both taps and Reservations of Capacity have been made. Any unauthorized connections may be subject to uncovering, removal and reinstallation, and/or penalties.
 - H2O Consulting (281-861-6215) and AECOM (713-204-1129) must be notified in writing at least 2 working days advance of any construction.
 - All landscaping restoration including turf repair or establishment within public road rights-of-way must be coordinated with H2O Consulting (281-861-6215). This restoration will be at the developer's expense.
 - Taps to water and sewer facilities must be made by H2O Consulting.
 - All internal water and sewer construction must comply with the District's Rate Order and Standards.
 - All 100-year drainage construction must comply with Harris County Flood Control Standards.
2. The Operator, H2O Consultants, will physically connect to the district facilities, the water line to the meter box and will install all meters. The site development work will connect upstream of the meters.

If you have any questions or need additional information, please consult the District's Rate Order or feel free to contact me at 713-267-2762 or pat.carrigan@aecom.com.

Sincerely,



Patrick Carrigan, PE
District Engineer

Cc: Josh Board, H2O

RATE COMPARISON

	Harris County MUD No. 186	Harris County MUD No. 179	Harris County MUD No. 188	Harris County MUD 165
Apartment's Water Rates	0 to 5,000 gals > 5,000 gals \$ 8.00 \$ 1.75 / Kgals	0 to 5,000 gals > 5,000 gals \$ 11.00 \$ 1.50 / Kgals	0 to 5,000 gals 5,001 to 10,000 gals 10,001 to 20,000 gals 20,001 to 30,000 gals 30,001 to 50,000 gals > 50,000 gals \$ 12.00 \$ 1.50 / Kgals \$ 2.00 / K gals \$ 2.25 / K gals \$ 3.00 / Kgals \$ 4.00 / Kgals	Base 1 to 10,000 gals 10,001 to 15,000 gals > 15,000 gals Per Unit \$ 22.20 \$ 0.72 / K gals \$ 1.50 / Kgals \$ 2.00 / K gals
Apartment Sewer Rates	Each Unit \$ 12.00	Each Unit \$ 12.00	Each Unit \$ 10.00	Each Unit \$ 12.00
Copper Mill Apts 938, 000 gallons	Water Sewer \$ 1,880.00 \$ 2,820.00	Water Sewer \$ 2,585.00 \$ 2,820.00	Water Sewer \$ 2,820.00 \$ 2,350.00	Water Sewer \$ 5,217.00 \$ 2,820.00

EXHIBIT "F"



HARRIS COUNTY MUD 186

July 23, 2014

Proposal for Insurance Services

“ELEVATES YOUR SUCCESS”

1150 Clear Lake City Blvd, Suite 201 Houston, TX 77062 * (281) 204-8770* Fax (281)204-8810

Our Purpose

Our existence is based on keeping your company in business should tragedy strike. We protect the equity of our clients through relationships and service.

- Maximize the knowledge we have of your operations and objectives by continuing to work in partnership with your staff. Provide Long-Term risk reducing services to assist you in developing and evaluating all risk treatment alternatives.
- Keep you informed of changes in the marketplace that can affect your bottom line.
- Maintain effective relationships with our Insurance Company Partners.

How Highpoint Elevates Your Success

- True Partnership
- We Work For You
- Resource of Networks
- Business Advisor
- Strong Insurance Company Relationships
- Advocate for Claims
- Experienced Staff
- Exceptional Customer Service
- 24 Hour Online Access

“ELEVATES YOUR SUCCESS”

1150 Clear Lake City Blvd, Suite 201 Houston, TX 77062 * (281) 204-8770* Fax (281)204-8810

Your W.I.N. Team

Waterworks Insurance Network Support Team:

Kimberly Courte, CPCU
Principal, Program Director
Kim@hpigrp.com
281-812-9387/ cell 281-772-1611

Shirley A. Lomax, ACSR
Client Solutions Manager
Shirley@hpigrp.com
281-204-8780 / fax 281-204-8810

Amy Nicholas
Office Manager
amy@hpigrp.com
281-204-8781 / fax 281-204-8810

OTHER DEPARTMENT CONTACTS:

Richard Madden
Employee Benefits
richard@hpigrp.com

Stacey Gasper
Accounting Manager
stacey@hpigrp.com

“ELEVATES YOUR SUCCESS”

1150 Clear Lake City Blvd, Suite 201 Houston, TX 77062 * (281) 204-8770* Fax (281)204-8810

Premium & Insurance Summary

Named Insured: Harris County Municipal Utility District 186
 Policy Term: 09/28/2014 to 09/28/2015

Line of Business	Premium
Package (Property, B&M, Flood, General Liability, Pollution, Hired-Non Owned Auto)	\$12,752
Excess Liability	\$ 500
Directors & Officers Liability	\$ 1,250
Public Employee Blanket Crime	\$ 120
Directors Position Bond	\$ 150
Workers' Compensation	\$ 289
Business Travel Accident (\$250,000 Limit, see options for \$500,000 Limit)	\$ 300
Agent Fee	\$ 50
Total	\$15,411

Expiring Premium: \$14,729

Claim Summary

Claim No.	DOJ	Loss	Amount Paid	Status
TXSP208031014	03/16/2008	Well Motor Shorted to Ground	\$26,635.80	Closed
TXSP209090305	03/19/2009	Lift Pump #2	\$5,024.32	Closed
TOTAL			\$31,660.12	

Thank you for your business. We look forward to continuing to provide you with the best Insurance program in Texas. Please complete the below quick survey. You may make coverage, deductible or limit changes on the next page. Please sign disclosure page 6.

Do you Own, Manage or Responsible for Any of the Following:	No	If Yes, please describe
Fireworks Display or Exhibition		
Golf Course		
Amusement Park or Traveling Amusement Entertainment		
Public Transportation		
Rodeos		
Fire department Services or Emergency Medical Services		
Landfill dump, refuse site or incinerator		

"ELEVATES YOUR SUCCESS"

1150 Clear Lake City Blvd, Suite 201 Houston, TX 77062 * (281) 204-8770* Fax (281)204-8810

-Optional- Coverages Available

Law Enforcement Liability Coverage	Premium	Sign For Acceptance
Needed if you hire police officers \$1,000,000 limit	\$1,000	
Peace Officer Bond (Includes 1-2 Officers)	Premium	Sign For Acceptance
Meets state regulation if entity is required- \$10,000 per officer limit	\$100 each	
Additional officers over the 1-2 officer limit	\$50 each	Number of officers
Directors & Officers Coverage	Premium	Sign For Acceptance
Defense outside the limit \$1,000,000 limit	\$300	
Mobile Equipment- Leased/Rented Equipment Coverage	Premium	Sign For Acceptance
\$100,000 limit; \$500 deductible	\$200	
Tax Assessor Bond Limits	Premium	Sign For Acceptance
\$10,000	\$100	
\$25,000	\$125	
\$50,000 (higher limits available upon request)	\$250	

Change Limits Request

* Denotes Current Limit Purchased

Total Liability Limits Including: General liability, Pollution and Auto when Excess Purchased (Primary + Excess)	Excess Limit	Premium	Sign For Changes Only
\$2,000,000 Occurrence \$4,000,000 Aggregate	\$1mil	\$500	*
\$3,000,000 Occurrence \$5,000,000 Aggregate	\$2mil	\$1,000	
\$4,000,000 Occurrence \$6,000,000 Aggregate	\$3mil	\$1,500	
Higher Limits Available Upon Request			

Director & Officers Limits	Premium	Sign For Changes Only
\$1,000,000	\$1,250	*
\$2,000,000	\$2,000	
\$3,000,000 (higher limits available upon request)	\$3,000	

Business Travel Accident	Premium	Sign For Changes Only
\$250,000 limit	\$300	*
\$500,000 limit	\$500	

Crime Bond Limits	Premium	Sign For Changes Only
\$10,000	\$120	*
\$50,000	\$221	
\$100,000 (higher limits available upon request)	\$341	

"ELEVATES YOUR SUCCESS"

1150 Clear Lake City Blvd, Suite 201 Houston, TX 77062 * (281) 204-8770* Fax (281)204-8810

Highpoint Insurance Group, LLC.
Disclosure and Signature

Agent Fees

Our agency may provide certain services that your request or that are necessary to place or maintain your insurance. The Texas Insurance Code authorizes us to charge an agent fee if we obtain your written consent prior to providing the service or incurring the expense. The fee may be charged in addition to any commission we may receive from the insurance company providing the insurance coverage. In some cases where we charge a fee and also receive compensation from an insurer or other third party, we are required to disclose this fact to you and provide a description of the method and factors used to compute the compensation. The purpose of this Disclosure Statement is to comply with these requirements, and agree with you that you will pay the amount indicated as compensation for the services provided or expenses incurred.

Category of Services	Description of Services to be Provided	Fee
Agent Fee (in addition to commission)	Risk assessment, program management and account servicing	\$50

We disclose to you that our agency or an affiliate of our agency receives compensation from an insurer or other third party. The compensation we receive includes the following: Commission computed as a percentage of the premium you pay for the insurance. Contingent Commission, profit sharing or non-financial rewards, computed annually and based on the amount of premium and profitability of all the insurance business we place through the insurer. This compensation is not guaranteed. **If you have a complaint regarding these fees, you may call the Texas Department of Insurance at 800/252-3439 to obtain information on how to file a complaint.**

Signature

Proposal Acceptance Signature (no changes)._____ Date_____

Proposal Acceptance Signature to include the coverage and or limit **Changes** as noted on the previous page._____ Date_____

“ELEVATES YOUR SUCCESS”

1150 Clear Lake City Blvd, Suite 201 Houston, TX 77062 * (281) 204-8770* Fax (281)204-8810

COMMERCIAL PACKAGE POLICY DISTRICT FACILITIES

No.	Property Description / Address with City, Zip Code & County	Replacement Cost Value (Bldg & Contents)	Year Built	Flood Zone (ex. A, AE, X, etc.)
1	Fence/WP#1- 7850 Cherry Park, Houston, TX 77095 Includes Two Permanent Gas Generators, 215Kw Nat'l Gas Generator and 450Kw Nat'l Gas Generator (\$301K), Cummins Model #450GFGA Fence/Water Storage Tank Fence/Water Well	2,835,000 508,000 1,500,000	1983 2002 1983	X and AE
2	Fence/Water Well- 15610 1/2 Ridge Park, Houston, TX 77095	1,800,000	1991	X
3	Fence/LS- 7214 N. Hwy 6, Houston, TX 77095 Includes Permanent Gas Generator, 45Kw Nat'l Gas Generator, Model #45REZG, S#2261192 (\$32k)	682,000	1983	X
	TOTAL	7,325,000		

Please Answer the Following:	YES	NO	Quantity of Each
Submersible Well Pumps (Water Well Pumps, Not line Shaft)		X	Number Horsepower of each

Below is the signature received on the engineer report of values. The proposal is based on the information provided.

I hereby attest that the above information is true and correct, to the best of my knowledge.

Signature: **Carrigan, Pat**
Digitally signed by Carrigan, Pat
 dn: c=us, ou=AECOMUsers, ou=USSouth, ou=USHOU1, cn=Carrigan, Pat
 Date: 2014.06.30 14:40:57 -0500

Patrick Carrigan, PE **June 30, 2014**
 Print Name Date

"ELEVATES YOUR SUCCESS"

1150 Clear Lake City Blvd, Suite 201 Houston, TX 77062 • (281) 204-8770* Fax (281)204-8810

EQUIPMENT BREAKDOWN COVERAGE

Equipment Breakdown aka Boiler & Machinery Coverage Written On Occurrence Form

Coverage	Special-Broad Form Protection of Real & Personal Property For Equipment Breakdown
Valuation	Replacement Cost
Policy Limit	Blanket Basis
Examples of causes of loss included, but not limited to:	Sudden & Accidental Breakdown of Equipment from Mechanical Failure and Electrical Surges
Coinsurance	Waived

Blanket Limits

Real & Personal Property	Per Attached Schedule on page 7
Extra Expense	Additional \$500,000

Deductibles

Equipment Breakdown	\$ 5,000
• Equipment located greater than 50 feet below ground	\$ 25,000

Annual Premium

Included in Package Pricing on Premium Summary Page 4

Carrier: Darwin National A.M. Best Rating: A XV
(An Allied World Co. and reinsured by Argonaut)

“ELEVATES YOUR SUCCESS”

1150 Clear Lake City Blvd, Suite 201 Houston, TX 77062 * (281) 204-8770* Fax (281)204-8810

COMMERCIAL PACKAGE POLICY PROPERTY

Property Coverage Written On Occurrence Form

Coverage	Special-Broad Form Protection of Real & Personal Property
Valuation	Replacement Cost
Policy Limit	Blanket Basis
Examples of causes of loss included, but not limited to:	Fire, Wind, Flood, Vandalism, Theft, Lightning, Earthquake, Pollution Clean Up and Terrorism
Coinsurance	Waived

Blanket Limits

Real & Personal Property	Per Attached Schedule on page 7
Flood Zone X	Included with \$5,000,000 Maximum
Flood Zone AE	Included with \$1,000,000 Maximum
Earthquake	Included with \$1,000,000 Maximum
Extra Expense	Additional \$ 500,000

Deductibles

All Perils such as Fire, Lightning, Wind, Theft, Vandalism, etc. except as noted	\$ 5,000
• Flood Zone X and Earthquake	\$ 25,000
• Flood Zone AE	5% of individual items damaged, min \$25,000 per event
• Named Storm Only as recognized by the National Weather Service, Wind/Hail	1% of individual items damaged, min \$10,000 per event
• Extra Expense	None
Only <u>one</u> deductible applies per event, regardless of the number of locations involved, items damaged or cause of damage.	

Annual Premium

Included in Package Pricing on Premium Summary Page 4

Carrier: Darwin National A.M. Best Rating: A XV
(An Allied World Co. and reinsured by Argonaut)

“ELEVATES YOUR SUCCESS”

1150 Clear Lake City Blvd, Suite 201 Houston, TX 77062 * (281) 204-8770* Fax (281)204-8810

**COMMERCIAL PACKAGE POLICY – CONTINUED
GENERAL LIABILITY &
HIRED NON-OWNED AUTOMOBILE LIABILITY COVERAGE**

Coverage Written On Occurrence Form

Coverage	Protection for the named insured and their executive officers, directors and employees for claims resulting in Bodily Injury, Property Damage and Personal & Advertising Injury
Included, but not limited to:	<ul style="list-style-type: none"> • Liability arising from any own property such as facilities, buildings, parks, detention ponds and lakes • Failure to Supply (no limitation requiring property damage) • Sewer Back Up • Products Contamination • Terrorism • Punitive Damages • Host Liquor Liability
Defense Cost	In addition to policy limits
Deductible	None

Base Limits

\$1,000,000	Each Occurrence
\$3,000,000	General Aggregate
\$3,000,000	Products and Completed Operations Aggregate
\$1,000,000	Personal and Advertising Injury
\$1,000,000	Damage to Rented Premises (each occurrence)
\$ 5,000	Medical Payments
\$1,000,000	Hired & Non-Owned Auto Liability

Annual Premium

Included in Package Pricing on Premium Summary Page 4

Carrier: Darwin National A.M. Best Rating: A XV
(An Allied World Co. and reinsured by Argonaut)

“ELEVATES YOUR SUCCESS”

1150 Clear Lake City Blvd, Suite 201 Houston, TX 77062 * (281) 204-8770* Fax (281)204-8810

COMMERCIAL PACKAGE POLICY – CONTINUED POLLUTION LIABILITY COVERAGE

Coverage Written On Occurrence Form

Coverage	Protection for the named insured and their executive officers, directors and employees for claims resulting in Bodily Injury, Property Damage & Clean Up Cost for Pollution Incidents
Accidental and Unintended Pollution Incident from:	<ul style="list-style-type: none"> • Escape or back-up of sewage or waste-water if property damage occurs away from land you own or lease • Escape of fuels or lubricants from mobile equipment • Application of pesticides or herbicides • Potable water which you supply to others • Chemicals you use in your water or wastewater treatment • Natural gas or propane gas used in your treatment process • Heat, smoke or fumes from a hostile fire
Defense Cost	In addition to policy limits
Deductible	No deductible for liability No deductible for pollution clean-up cost

Annual Premium

Included in Package Pricing on Premium Summary Page 4

Carrier: Darwin National A.M. Best Rating: A XV
(An Allied World Co. and reinsured by Argonaut)

“ELEVATES YOUR SUCCESS”

1150 Clear Lake City Blvd, Suite 201 Houston, TX 77062 * (281) 204-8770* Fax (281)204-8810

COMMERCIAL EXCESS POLICY

Coverage Written On Occurrence Form

Coverage	Provides Higher Limits of Underlying Insurance Coverage
Underlying Insurance Coverage:	• Automobile
	• General Liability
	• Pollution
	• Law Enforcement (if purchased)
Defense Cost	In addition to policy limits
Deductible	No Deductible or Retention

Annual Premium and Limits

See Premium Summary Page 4 or Coverage and Limits Option Page 5

Carrier: Darwin National A.M. Best Rating: A XV
(An Allied World Co. and reinsured by Argonaut)

“ELEVATES YOUR SUCCESS”

1150 Clear Lake City Blvd, Suite 201 Houston, TX 77062 * (281) 204-8770* Fax (281)204-8810

DIRECTORS & OFFICERS POLICY

Coverage Written On Claims Made Form

Coverage	Protection for the named insured, executive officers, directors and employees for claims resulting from covered wrongful acts
Included, but not limited to:	<ul style="list-style-type: none"> • Defense for alleged breach of contract • Coverage for directors spouse if claim seeks to recover from marital party • Punitive Damages • Defense Inside the Limit (option for defense outside the limits on options page 5) • Pay on Behalf Contract • Claims Made • Claim Trigger- May report known circumstances that may give rise to a claim • Claim includes judicial and administrative proceedings and declaratory or injunctive relief. • Full prior acts coverage • 60 Days Notice of Cancellation / 10 days for Non-Payment • 100% Defense paid for claims that include covered and non-covered claims. Further, Chubb will not request reimbursement. • Attorney selection from extensive expert panel or if you have a particular attorney you would like to use, please advise and we will work with Chubb to obtain pre-approval which we have done for those districts that make the request.
Deductible:	\$1,500 for Entity (no deductible for director unless district agrees to pay it on their behalf)

Annual Premium and Limits

See Premium Summary Page 4 or Coverage and Limits Option Page 5

Carrier: Chubb/Federal A.M. Best Rating: A++XV

“ELEVATES YOUR SUCCESS”

1150 Clear Lake City Blvd, Suite 201 Houston, TX 77062 * (281) 204-8770* Fax (281)204-8810

PUBLIC EMPLOYEE BLANKET CRIME POLICY

Coverage	Protection for loss caused to named insured through failure of any employee/consultant to perform faithfully their duties or to account properly for all monies and property received by virtue of their position or employment. Limit applies per employee/consultant up to \$100,000. If the bond amount is over \$100,000 each employee/consultant is covered up to \$100,000 and the excess amount is provided on a per loss basis rather than each basis.
Consultants Covered:	Attorney, Operator, Bookkeeper, Engineer, and Delinquent Tax Attorney

Annual Premium and Limits

See Premium Summary Page 4 or Coverage and Limits Option Page 5

Carrier: Liberty Mutual **A.M. Best Rating:** A XV

"ELEVATES YOUR SUCCESS"

1150 Clear Lake City Blvd, Suite 201 Houston, TX 77062 * (281) 204-8770* Fax (281)204-8810

DIRECTORS POSITION BOND

Coverage	Provides coverage for loss caused to the District through the failure of Directors to perform faithfully their duties or to account properly for all monies and property received by virtue of their position as Director
----------	---

Limits

\$10,000	Each Director (5)
\$50,000	General Aggregate

Annual Premium

\$150	For (5) Directors
-------	-------------------

Carrier: Liberty Mutual **A.M. Best Rating:** A XV

"ELEVATES YOUR SUCCESS"

1150 Clear Lake City Blvd, Suite 201 Houston, TX 77062 * (281) 204-8770* Fax (281)204-8810

TAX ASSESSOR/COLLECTOR BOND

Coverage	Covers the faithful performance and discharge of all the duties required by law as the Tax Assessor/ Collector and to pay over to the depository of the District all funds or other things of value coming into his hands as Tax Assessors/Collectors.
-----------------	--

Annual Premium and Limits

See Premium Summary Page 4 or Coverage and Limits Option Page 5

**Offered as an option*

Carrier: Liberty Mutual A.M. Best Rating: A XV

“ELEVATES YOUR SUCCESS”

1150 Clear Lake City Blvd, Suite 201 Houston, TX 77062 * (281) 204-8770* Fax (281)204-8810

PEACE OFFICER BOND

Coverage	Provides coverage for the faithful performance and discharge of all the duties required by law for Peace Officer.
----------	---

Limits

\$10,000	Per Peace Officer
----------	-------------------

Annual Premium and Limits

See Premium Summary Page 4 or Coverage and Limits Option Page 5

**Offered as an option*

Carrier: Liberty Mutual

A.M. Best Rating: A XV

"ELEVATES YOUR SUCCESS"

1150 Clear Lake City Blvd, Suite 201 Houston, TX 77062 * (281) 204-8770* Fax (281)204-8810

WORKERS COMPENSATION POLICY

Coverage	When you purchase Workers Compensation Insurance you subscribe to "The Act" and are protected under the statutes and retain your Common Law Defenses. Workers Compensation covers employees injured within course and scope of their work. Part 1 of Workers Compensation is designed to cover the lost wages and medical expenses of the injured employee. Part 2, Employers Liability is designed to protect you if there is a law suit from loss of consortium by a spouse, death of a spouse, or gross negligence (the few reasons an employee can still sue within the act).
----------	---

Limits

\$1,000,000	Each Accident
\$1,000,000	Disease-Policy Limit
\$1,000,000	Disease-Each Employee

Annual Premium

See Premium Summary Page 4 or Coverage and Limits Option Page 5

Carrier: Texas Mutual A. M. Best Rating: A XIV

"ELEVATES YOUR SUCCESS"

1150 Clear Lake City Blvd, Suite 201 Houston, TX 77062 * (281) 204-8770* Fax (281)204-8810

BUSINESS TRAVEL ACCIDENT POLICY

Coverage	Provides 24 Hour Coverage while traveling on district business for Accidental Death & Dismemberment.
Included, but not limited to:	<ul style="list-style-type: none"> • Paralysis • Seatbelt & Occupant Protection Device • Medical Evacuation • Repatriation • Psychological Therapy • Rehabilitation Expense • Home Alteration or Vehicle Modification

Limits

\$250,000 or \$500,000	Director(s)
\$ 25,000	Spouse
\$ 10,000	Children

Annual Premium

See Premium Summary Page 4 or Coverage and Limits Option Page 5

Carrier: Chubb A. M. Best Rating: A++XV

“ELEVATES YOUR SUCCESS”

1150 Clear Lake City Blvd, Suite 201 Houston, TX 77062 * (281) 204-8770* Fax (281)204-8810