

MINUTES OF MEETING OF BOARD OF DIRECTORS  
May 13, 2014

THE STATE OF TEXAS  
COUNTY OF HARRIS  
HARRIS COUNTY MUNICIPAL UTILITY DISTRICT NO. 162

The Board of Directors (the "Board") of Harris County Municipal Utility District No. 162 (the "District") met in regular session, open to the public, at the offices of H2O Consulting, 5870 Highway 6, Houston, Texas, on May 13, 2014 at 2:00 p.m.; whereupon the roll was called of the members of the Board, to-wit:

Mike Odell, President  
John Parrish, Vice President  
Steve Rickelman, Treasurer  
Penny Johnson, Secretary  
Susan McClure, Assistant Secretary

All members of the Board were present. Also attending all or parts of the meeting were Ms. Patty Rodriguez of Bob Leared Interests ("BLI"), tax assessor and collector for the District; Ms. Karrie Kay of Myrtle Cruz, Inc., bookkeeper for the District; Mr. Chris Hoffman of H2O Consulting ("H2O"), operator of the District's facilities; Mr. Jonathan St. Romain of Brown & Gay Engineers, Inc. ("BGE"), engineers for the District; and Ms. Helen Hau of Fulbright & Jaworski LLP ("F&J"), attorneys for the District.

The President called the meeting to order in accordance with notice posted pursuant to law, copies of Certificates of Posting of which are attached hereto as Exhibit "A," and the following business was transacted:

**1. Approve Minutes.** Consideration was given to the approval of the minutes of the regular meeting of April 8, 2014, copies of which were previously distributed to the Board. Upon motion by Director Parrish, seconded by Director McClure, after full discussion and the question being put to the Board, the Board voted unanimously to approve the minutes of the regular meeting of April 8, 2014, as presented.

**2. Review Bookkeeper's Report and authorize payment of bills.** Ms. Kay presented to and reviewed with the Board the Bookkeeper's Report, the Investment Report, the Operating Budget, the Cash Flow Comparison and the Energy Usage Report, copies of which are attached hereto as Exhibit "B." Upon motion by Director Johnson, seconded by Director Rickelman, after full discussion and the question being put to the Board, the Board voted unanimously to accept the Bookkeeper's Report, to authorize payment of check nos. 4290 through 4320 from the Operating Account, each in the amounts, to the persons, and for the purposes described in the Bookkeeper's Report, and to approve the Investment Report.

**3. Review report by Tax Assessor and Collector's Report and authorize payment of certain bills.** Ms. Rodriguez presented to and reviewed with the Board the Tax Assessor and Collector's Report, a copy of which is attached hereto as Exhibit "C." Ms. Rodriguez stated that the District has collected 97.4% of its 2013 taxes. Upon motion by Director Johnson, seconded by Director Rickelman, after full discussion and the question being put to the

Board, the Board voted unanimously to accept the Tax Assessor and Collector's Report and to authorize payment of check nos. 1071 through 1075 from the Tax Account in the amounts, to the persons, and for the purposes described in the Tax Assessor and Collector's Report.

**4. Review and approve Operations Report and authorize repairs.** Mr. Hoffman presented to and reviewed with the Board the Operations Report for the month of April 2014, a copy of which is attached hereto as Exhibit "D." Mr. Hoffman reported that the District pumped 502,000 gallons of water and purchased 11,448,000 gallons of water from the West Harris County Regional Water Authority during the last period and that H2O accounted for 94.88% of the water pumped and purchased by the District during the last period.

Mr. Hoffman reported that H2O raised three fire hydrants so that the hydrant caps are more accessible. Mr. Hoffman stated that the fire hydrants were raised at West Road and Pebble Lake, at West Road and Highway 6, and at 15323 Pebble Lake, at final costs of \$2,122.33, \$1,888.03, and \$1,768.61, respectively.

Mr. Hoffman reported that Source Point completed phase "C" of sewer line cleaning and televising at a final cost of \$33,900.08.

Mr. Hoffman stated that H2O filed critical load information with Centerpoint and the City of Houston's Office of Emergency Management.

**5. Approve Consumer Confidence Report.** Mr. Hoffman presented to and reviewed with the Board the Consumer Confidence Report, a copy of which is attached to the Operations Report. Upon motion by Director Johnson, seconded by Director Rickelman, after full discussion and the question being put to the Board, the Board voted unanimously to approve the Consumer Confidence Report.

**6. Review Engineer's Report.** Mr. St. Romain presented to and reviewed with the Board the Engineer's Report, a copy of which is attached hereto as Exhibit "E." Mr. St. Romain reported that there are no updates regarding the Water Plant Driveway.

Mr. St. Romain reported that the pavement repair on Pebble Lake Drive is complete.

**7. Qualify Directors and Election of Officers.** Certificates of Election were presented for those candidates elected to the Board: Director McClure and Director Rickelman. Upon motion by Director Johnson, seconded by Director Parrish, after full discussion and the question being put to the Board, the Board voted unanimously to accept the Certificates of Election for Director McClure and Director Rickelman.

It was noted that each of the two elected individuals executed the necessary Statement of Officer and Oath of Office qualifying them to serve as a Director. It was the consensus of the Board to maintain the current officer positions.

**8. Review and authorize execution of letter regarding disclosure of Director information.** The Board reviewed the letter regarding disclosure of Director information. Each of the Board members decided to execute the letter limiting disclosure of his or her personal information to the general public. Upon motion by Director Johnson, seconded by Director Rickelman, after full discussion and the question being put to the Board, the Board voted unanimously to authorize the execution of the letter regarding disclosure of Director information.

**9. Discuss CJOB meeting.** Director Odell reported that he attended the April CJOB meeting and noted that there was extensive discussion regarding the Operations Building. Mr. Hoffman stated that AECOM is still awaiting plans from Ramtech Building Systems. He stated that the bar screen at the sewage treatment plant has been removed for modifications. Mr. Hoffman reported that CJOB authorized H2O to remove the settlement and fixed debris found inside the 36" line of the Shared Sewer Lines.

**10. Review District Website.** The Board discussed changes to the District Website. Director McClure noted that the District's Information Sheet needs to be updated. Ms. Hau stated that she will provide an updated District Information Sheet for the District's website administrator.

THERE BEING NO FURTHER BUSINESS to come before the Board, the meeting was adjourned.

\* \* \*

The foregoing minutes were passed and approved by the Board of Directors on  
June 10, 2014.

  
\_\_\_\_\_  
President, Board of Directors

ATTEST:

  
\_\_\_\_\_  
Secretary, Board of Directors

NM  
9.00 D&  
OR  
HARRIS COUNTY MUNICIPAL UTILITY DISTRICT NO. 162  
1301 MCKINNEY, 51<sup>ST</sup> FLOOR  
HOUSTON, TEXAS 77010

NOTICE

In accordance with chapter 551, Texas Government Code, and Section 49.063, Texas Water Code, both as amended, take notice that the Board of Directors of Harris County Municipal Utility District No. 162 will meet in regular session, open to the public, at the offices of H2O Consulting, 5870 Hwy 6, Houston, TX 77084, at 2:00 p.m. on Tuesday, May 13, 2014. EE  
At such meeting, the Board will consider the following:

1. Approve minutes of the regular meeting of April 8, 2014;
2. Review Bookkeeper's Report and authorize payment of bills;
3. Review report by Tax Assessor and Collector and authorize payment of certain bills;
4. Review and approve Operations Report and authorize repairs;
5. Approve Consumer Confidence Report;
6. Review Engineer's Report;  
(a) Update Water Plant Driveway Repair;
7. Qualify Directors and Election of Officers;
8. Review and authorize execution of letter regarding disclosure of Director information;
9. Discuss Copperfield Joint Operations Board "CJOB" meeting;
10. Review District Website;

and such other matters as may properly come before it.



FULBRIGHT & JAWORSKI L.L.P.  
ATTORNEYS FOR THE DISTRICT

By: Jane B. Cofon

FILED

2014 MAY -6 PM 3:29

Stacy Stansert  
COUNTY CLERK  
HARRIS COUNTY, TEXAS

CERTIFICATE OF POSTING NOTICE  
OF MEETING OF BOARD OF DIRECTORS

THE STATE OF TEXAS  
COUNTY OF HARRIS  
HARRIS COUNTY MUNICIPAL UTILITY DISTRICT NO. 162

I hereby certify that on MAY 5, 2014, I posted the  
Notice of Meeting of the Board of Directors of Harris County Municipal Utility District No. 162, a  
true copy of which is attached hereto, at a place convenient to the public at MUD 162 Water  
Plant, 15403 Willow River, Houston, Texas, within said political subdivision, as required by law.

EXECUTED THIS 5<sup>th</sup> DAY OF MAY, 2014.

  
\_\_\_\_\_

CERTIFICATE OF POSTING NOTICE  
OF MEETING OF BOARD OF DIRECTORS

THE STATE OF TEXAS

§  
§  
§

COUNTY OF HARRIS

I hereby certify that at 9:30 A.M. on MAY 6, 2014, I posted the Notice of the Board of Directors of Harris County Municipal Utility District No. 162, a true copy of which is attached hereto, in the coffee bar of Fulbright & Jaworski LLP, 1301 McKinney, 47<sup>th</sup> floor, Houston, Texas, being a place convenient to the public in the administrative office of the District.

EXECUTED this 6 day of MAY 2014.





5/13/2014



CASH



23



1621 Milam, Third Floor  
Houston, Texas 77002  
713-759-1368 fax -1264

## HARRIS COUNTY MUD #162

### Summary for Cash Report of May 13, 2014

	Debt Service Fund	Capital Projects Fund	General Operating Fund	Collections Account Fund
PREVIOUS CASH BALANCE		26.08	103,007.22	17,613.20
CASH RECEIPTS		0.00	69,777.44	47,544.81
INTEREST		0.00	13.87	0.00
TRANSFERS		0.00	0.00	0.00
DISBURSEMENTS		(26.08)	(94,964.09)	(55,346.69)
ENDING CASH BALANCE		0.00	77,834.44	9,811.32
PREVIOUS INVESTMENTS	190,827.46	48,151.16	1,622,905.36	
DEPOSITS	0.00	0.00	10,533.10	
INTEREST	37.33	0.00	208.86	
TRANSFERS	(10.00)	26.08	(10.00)	
ENDING INVESTMENTS	190,854.79	48,177.24	1,633,637.32	
CURRENT BALANCE	190,854.79	48,177.24	1,711,471.76	9,811.32

147%  
of expected expenses of expected expenses

EXHIBIT "B"



# Myrtle Cruz, Inc.

1621 Milam, 3rd Floor . Houston, Tx 77002-8017 . (713)759-1368 . fax 759-1264 . email first\_last@mcruz.com

## HARRIS CO MUD #162

Cash Report for Meeting of May 13th, 2014

### DEBT SERVICE FUND (023BF) : NO CHECKING ACCT

---

Previous cash balance, April 9th, 2014 0.00

#### DEMAND DEPOSIT INVESTMENTS:

Compass Bank; #2514455123..... 189,625.67

previous balance 189,598.34

03/03 interest 37.33

03/17 service charge 10.00-

TexPool; 78539-25659-00001..... 1,229.12

previous balance 1,229.12

previous investments 190,827.46

interest 37.33

withdrawals < 10.00 >

ending investments 190,854.79

DEBT SERVICE FUNDS AVAILABLE May 13th, 2014

=====

\$190,854.79

=====

#### Debt Service Requirements 2014

	Int	3/1	Prin	Int	9/1	Prin
1998R	2,071.88		85,000.00			
2012R	20,650.00		--	20,650.00		135,000.00
	22,721.88		85,000.00	20,650.00		135,000.00
Total due for 2014			\$263,371.88			

HARRIS CO MUD #162

Cash Report for Meeting of May 13th, 2014 Page : 2

CAPITAL PROJECTS (023CA) : COMPASS BANK 70508 :)

Previous cash balance, April 9th, 2014 26.08

less: 05/13 close act trf to compass..... 26.08

previous cash balance		26.08	
other disbursements	<	26.08	>
ending cash balance			0.00

DEMAND DEPOSIT INVESTMENTS:

Compass Bank; 73072..... 46,676.13

previous balance 46,650.05

5/13 trf from chng 26.08

Texpool 78539 25659 00003..... 1,501.11

previous balance 1,501.11

previous investments	48,151.16	
transfers	26.08	
ending investments		48,177.24

CAPITAL PROJECTS FUNDS AVAILABLE May 13th, 2014

\$48,177.24

HARRIS CO MUD #162

Cash Report for Meeting of May 13th, 2014 Page : 3

GENERAL OPERATING (0230P) : COMPASS BANK 70490 (:

Previous cash balance, April 9th, 2014	103,007.22
plus: 03/03 interest.....	13.87
plus: rev 3/26 dupl.....	4,583.41
plus: 04/11 maint tax ck 1069.....	3,342.62
plus: City of Houston SPA Ck 20614161 1/31/14.....	4,003.41
plus: 05/13 VOID CK 4225 Copperfield Joint not needed.....	2,848.00
plus: 05/13 trf from collections act.....	55,000.00
Total Deposits :	69,791.31

less: 03/17 service charge.....	10.00
---------------------------------	-------

less checks completed at or after last meeting :	
4266 MidAmerican Energy; act 251820 15403 willow river.....	1,726.21
4267 AT&T; 281-550-6429.....	91.09
4286 Fulbright & Jaworski; inv 11445982.....	2,973.00
4287 Centerpoint Energy; 15403 Willow River act 39052568.....	24.91
4288 MidAmerican Energy; 15403 Willow River holding for invoice..	0.00
4289 AT&T; 281-550-6429.....	91.11
4290 Alonti Catering; inv 775792 meeting exp.....	76.00

Beginning cash balance, May 13th, 2014	167,806.21
--	------------

less checks to be presented at this meeting :	
4291 Stephen Rickelman; 4/08 director fees.....	138.53
6310 previous regular mtg	150.00
6514 payroll taxes	11.47-
4292 Penny Johnson; 4/08 director fee.....	138.52
6310 previous regular mtg	150.00
6514 payroll taxes	11.48-
4293 Susan McClure; 4/08 director fee.....	166.52
6310 previous regular mtg	150.00
6514 payroll taxes	11.48-
6354 travel expense	28.00
4294 Michael Odell; 4/08 director fees.....	138.52
6310 director fees	150.00
6514 payroll taxes	11.48-
4295 Myrtle Cruz Inc; Mar 2014 bookkeeping.....	1,883.11
6333 bookkeeping expenses	1,675.00
6340 office expenses	208.11
4296 Brown & Gay Engineers; 414205/414200/414198 legal thru 4/10.	2,620.53
6322 general engineering	1,990.69
6322 3-14291 pvt pebblelk	306.27
6322 2-14417 ss tlv nthmd	323.57
4297 Copperfield Joint Operations; Mar share.....	10,854.00
4298 H2O Consulting Inc; Apr operations/r&m 162-3659.....	20,383.61
6332 operator's fees	3,224.30
6350 postage	702.18
6340 office expenses	735.29
6332 operator-other fees	280.00
6332 administrative	585.38
6324 laboratory expenses	1,010.60
6135 r&m - water plant	1,157.81
6135 r&m - water distrib.	7,886.87
6135 r&m - meter replace	665.00
6235 r&m - sewer collect.	110.00
6180 reconnection expense	160.00
6335 clean tv manholes	3,866.18
4299 West Harris Co Reg Wtr Auth; April assessment.....	22,223.20
6328 reg wtr auth assessm	27,284.20
1181 cap-credit \$5,061	5,061.00-
4300 Source Point Solutions; #43799 video insp pipe clean.....	30,033.90
4301 Texas State Comptroller; E58253 unclaimed funds.....	51.57
4302 Quevergial Merritt; 8506 Pearl Lake, dep ref.....	89.01

HARRIS CO MUD #162

Cash Report for Meeting of May 13th, 2014 Page : 4

	2161 customer meter depos	125.00	
	1150 less final bill	35.99-	
4303 David/Robin Slack; 15426 Pebble Lake, dep ref.....			120.03
	2161 customer meter depos	125.00	
	1150 less final bill	4.97-	
4304 Anita Garrett/Daniel Gonzalez; 15430 Swan Creek, dep ref....			82.53
	2161 customer meter depos	125.00	
	1150 less final bill	42.47-	
4305 Jineth Huizar; 15503 Swan Creek, dep ref.....			125.58
	2161 customer meter depos	100.00	
	1150 less final bill	25.58	
4306 Esther Branda; 15519 Swan Creek, dep ref.....			121.62
	2161 customer meter depos	125.00	
	1150 less final bill	3.38-	
4307 Integrated Asset Services; 8314 Town Creek, dep ref.....			94.20
	2161 customer meter depos	125.00	
	1150 less final bill	30.80-	
4308 Carl/Brenda Addington; 15514 Glenwood Park, dep ref.....			31.33
	2161 customer meter depos	50.00	
	1150 less final bill	18.67-	
4309 Candace Cadwell; 15310 Glenwood park, dep ref.....			93.50
	2161 customer meter depos	125.00	
	1150 less final bill	31.50-	
4310 Neil/Theresa Brown; 15422 Willow River, dep ref.....			101.80
	2161 customer meter depos	125.00	
	1150 less final bill	23.20-	
4311 Steven/Mary Herold; 7614 Creek Glen, dep ref.....			35.98
	2161 customer meter depos	60.00	
	1150 less final bill	24.02-	
4312 Richard/Diane Whitt; 15650 Pebble Lake, dep ref.....			113.07
	2161 customer meter depos	125.00	
	1150 less final bill	11.93-	
4313 Jasmin Gerardo/Cindy Santos; 15362 Meadow Village, dep ref..			88.17
	2161 customer meter depos	125.00	
	1150 less final bill	36.83-	
4314 Bertholet Renelique/Celine Realini; 15426 Swan Creek, depref			87.81
	2161 customer meter depos	175.00	
	1150 less final bill	87.19-	
4315 Dylan A Bulloch/Lori A Lee; 15415 Glenwood Park, dep ref....			115.73
	2161 customer meter depos	125.00	
	1150 less final bill	9.27-	
4316 Patricia/James Sacky; 15314 Windy Cove, dep ref.....			39.40
	2161 customer meter depos	50.00	
	1150 less final bill	10.60-	
4317 Fulbright & Jaworski; legal services.....			
4318 CenterPoint Energy; @ 15403 Willow River.....			
4319 MidAmerican Energy; 15403 Willow River.....			
4320 A T & T; @ 281-550-6429.....			

previous cash balance		103,007.22	
6 receipts		69,791.31	
30 current checks	<	89,971.77	>
other disbursements	<	4,992.32	>
ending cash balance			77,834.44

TIME DEPOSIT INVESTMENTS:

Independent Bank formerly BOH; 12/17/13 due 6/16/14 @ .39%..	240,000.00
Icon Bank; dated 2/10/14 due 8/11/14 @ .32 %.....	240,807.94
Plains State Bank; 5/14/14 due 11/14/14 @ .40%.....	99,000.00
purchase CD	99,000.00
Texan Bank; 5/14/14 due 5/14/15 @ .60%.....	240,000.00
purchase CD	240,000.00

HARRIS CO MUD #162

Cash Report for Meeting of May 13th, 2014      Page :    5

DEMAND DEPOSIT INVESTMENTS:

Compass Bank; #43836.....		601,573.47
balance last report	929,913.04	
03/03 Interest	137.33	
03/17 service charge	10.00-	
04/10 m&o tax trf	10,533.10	
pur Plains State cd	99,000.00-	
pur Texan bank cd	240,000.00-	
Texpool; 78539-25659-00002.....		5,075.47
previous balance	5,075.44	
03/31 interest	0.03	
Spirit of Texas MM 7002262.....		207,180.44
previous balance	207,108.94	
03/25 interest	71.50	
previous investments	1,622,905.36	
deposits	10,533.10	
interest	208.86	
withdrawals	10.00 >	
ending investments		1,633,637.32

GENERAL OPERATING FUNDS AVAILABLE May 13th, 2014

\$1,711,471.76

6

HARRIS CO MUD #162

Cash Report for Meeting of May 13th, 2014 Page : 6

COLLECTIONS ACCOUNT (0230Q) : CENTRAL BANK 3290551

Previous cash balance, April 9th, 2014	17,613.20
plus: 1150: water & sewer revenue.....	28,565.62
plus: 2161: customer meter deposits.....	1,675.00
plus: 4300: reg wtr auth revenue.....	15,640.93
plus: 4330: penalties & interest-svc accts.....	1,663.26
Total Deposits :	47,544.81
less: 01/22 dep ret.....	284.59
less: 02/03 ach fee.....	1.00
less: 03/04 ach fee.....	1.00
less: 05/01 dep ret.....	58.10
less: 05/01 ret fee.....	2.00
less: 05/13 trf to op compass.....	55,000.00
Beginning cash balance, May 13th, 2014	9,811.32
03/03-04/30 previous cash balance	17,613.20
71 receipts	47,544.81
other disbursements <	55,346.69 >
ending cash balance	9,811.32
COLLECTIONS ACCOUNT FUNDS AVAILABLE May 13th, 2014	<u><u>\$9,811.32</u></u>

**HARRIS COUNTY M.U.D. # 162**

Operating Budget for Fiscal Year Ending 7/31/2014

Comparison as of May 13, 2014

Recap of Revenues and Expenditures

REVENUES	9 months					
	MTD Actual	MTD Budget	Annual Budget	YTD Actual	YTD Budget	dollar variance
<b>Water and Sewer</b>	<b>30,231.43</b>	<b>33,333.33</b>	<b>400,000</b>	<b>355,339.80</b>	<b>300,000.00</b>	<b>55,339.80</b>
Water Revenue	13,624.77	16,666.67	200,000	187,006.97	150,000.00	37,006.97
Sewer Revenue	14,943.40	14,583.33	175,000	136,412.17	131,250.00	5,162.17
Penalty & Interest	1,663.26	1,250.00	15,000	14,769.61	11,250.00	3,519.61
Bulk Water Sales	0.00	750.00	9,000	16,241.05	6,750.00	9,491.05
Tap Connection Fees	0.00	0.00	0	0.00	0.00	0.00
Facility / Sewer Inspects	0.00	83.33	1,000	910.00	750.00	160.00
<b>Other Revenue</b>	<b>43,387.20</b>	<b>67,977.67</b>	<b>815,732</b>	<b>776,664.98</b>	<b>611,799.00</b>	<b>164,865.98</b>
Maintenance Tax	13,875.72	33,333.33	400,000	456,494.43	300,000.00	156,494.43
Interest Income	222.73	250.00	3,000	4,329.11	2,250.00	2,079.11
Xfer from Capital Projects	0.00	0.00	0	0.00	0.00	0.00
WHCRWA Revenue	15,640.93	26,000.00	312,000	222,193.88	234,000.00	(11,806.12)
WHCRWA Capital Credits	5,061.00	5,061.00	60,732	50,610.00	45,549.00	5,061.00
Miscellaneous *	8,586.82	3,333.33	40,000	43,037.56	30,000.00	13,037.56

<b>TOTAL REVENUES</b>	73,618.63	101,311.00	1,215,732	1,132,004.78	911,799.00	220,205.78
-----------------------	-----------	------------	-----------	--------------	------------	------------

EXPENDITURES	9 months					
	MTD Actual	MTD Budget	Annual Budget	YTD Actual	YTD Budget	dollar variance
District Management	582.09	3,983.33	59,350	26,065.04	47,400.00	21,334.96
District Consultants	11,518.21	11,937.50	151,750	119,168.24	115,937.50	(3,230.74)
District Operations	83,751.03	69,554.17	834,650	582,114.95	625,987.50	43,872.55
Special Projects	0.00	9,833.33	118,000	0.00	88,500.00	88,500.00

<b>TOTAL EXPENDITURES</b>	95,851.33	95,308.33	1,163,750	727,348.23	877,825.00	150,476.77
---------------------------	-----------	-----------	-----------	------------	------------	------------

<b>SURPLUS OR (DEFICIT)</b>	(22,232.70)	6,002.67	51,982.00	404,656.55	33,974.00	
-----------------------------	-------------	----------	-----------	------------	-----------	--

*() indicates an unfavorable variance*

Beginning Balance	1,743,525.78	1,312,851.53
Net Surplus or (Deficit)	(22,232.70)	404,656.55
Deposits Received	1,675.00	10,025.00
Deposits Refunded	(1,685.00)	(6,250.00)
Ending Balance	<b>1,721,283.08</b>	<b>1,721,283.08</b>

Cash Report Balance	1,721,283.08	
Customer Deposits	56,750.00	Customer Deposits on file as of 3/7/2014
Cash Available	<b>1,664,533.08</b>	

Operating acct	1,711,471.76
Collections acct	9,811.32
	<b>1,721,283.08</b>

\* SPA

8

**HARRIS COUNTY M.U.D. # 162**

Operating Budget for Fiscal Year Ending 7/31/2014

Comparison as of May 13, 2014

Breakout of Expenditures

	Revised 2/10/14			9 months		
	MTD Actual	MTD Budget	Annual Budget	YTD Actual	YTD Budget	dollar variance
<b>EXPENDITURES</b>						
<b>DISTRICT MANAGEMENT</b>	<b>582.09</b>	<b>3,983.33</b>	<b>59,350</b>	<b>26,065.04</b>	<b>47,400.00</b>	<b>21,334.96</b>
Director Fees	600.00	1,916.67	23,000	8,850.00	17,250.00	8,400.00
Director Payroll Taxes	-45.91	150.00	1,800	1,220.02	1,350.00	129.98
Election Expense	0.00	916.67	11,000	452.00	8,250.00	7,798.00
Publish Legal Notices	0.00	83.33	1,000	0.00	750.00	750.00
Travel Expenses/Registration	28.00	916.67	11,000	2,541.72	8,250.00	5,708.28
Membership Dues	0.00	0.00	550	910.00	550.00	(360.00)
Insurance & Bonds	0.00	0.00	11,000	12,091.30	11,000.00	(1,091.30)
<b>DISTRICT CONSULTANTS</b>	<b>11,518.21</b>	<b>11,937.50</b>	<b>151,750.00</b>	<b>119,168.24</b>	<b>115,937.50</b>	<b>(3,230.74)</b>
Legal Fees	2,973.00	3,333.33	40,000	27,919.25	30,000.00	2,080.75
Legal - General	2,973.00	3,333.33	40,000	27,919.25	30,000.00	2,080.75
Legal - Special	0.00	0.00	0	0.00	0.00	0.00
Auditing Fees	0.00	0.00	8,500	8,700.00	8,500.00	(200.00)
Engineering Fees	2,620.53	3,333.33	40,000	30,325.88	30,000.00	(325.88)
Engineering - General	1,990.69	2,500.00	30,000	22,685.62	22,500.00	(185.62)
Engineering - Special	629.84	833.33	10,000	7,640.26	7,500.00	(140.26)
Financial Advisor Fees	0.00	0.00	0	0.00	0.00	0.00
Bookkeeper Fees	1,675.00	1,333.33	16,000	12,545.46	12,000.00	(545.46)
Operator	4,249.68	3,937.50	47,250	39,677.65	35,437.50	(4,240.15)
Operator Fees - General	4,249.68	3,937.50	47,250	39,677.65	35,437.50	(4,240.15)
Operator Fees - Special	0.00	0.00	0	0.00	0.00	0.00
<b>DISTRICT OPERATIONS</b>	<b>83,751.03</b>	<b>69,554.17</b>	<b>834,650</b>	<b>582,114.95</b>	<b>625,987.50</b>	<b>43,872.55</b>
Repairs and Maintenance	40,891.76	19,625.00	235,500	126,952.86	176,625.00	49,672.14
R&M - Water Plant	1,157.81	6,250.00	75,000	29,870.88	56,250.00	26,379.12
R&M - Water Distribution	8,551.87	9,000.00	108,000	45,240.91	81,000.00	35,759.09
R&M - Wastewater Collection	110.00	3,208.33	38,500	6,804.77	28,875.00	22,070.23
R&M - General	31,072.08	1,166.67	14,000	45,036.30	10,500.00	(34,536.30)
Bulk Water Purchased	0.00	83.33	1,000	0.00	750.00	750.00
Sewer Service Purchased	10,854.00	15,833.33	190,000	101,988.34	142,500.00	40,511.66
Lab Fees	1,010.60	625.00	7,500	5,577.24	5,625.00	47.76
Chemicals	0.00	333.33	4,000	4,895.31	3,000.00	(1,895.31)
Utilities	1,933.32	2,333.33	28,000	20,400.96	21,000.00	599.04
Permits & Assessments	-20.00	483.33	5,800	7,462.23	4,350.00	(3,112.23)
Cost of Taps & Inspections	0.00	83.33	1,000	0.00	750.00	750.00
Office Expense	967.40	625.00	7,500	8,076.86	5,625.00	(2,451.86)
Postage	702.18	737.50	8,850	7,795.45	6,637.50	(1,157.95)
Water Conservation	0.00	208.33	2,500	0.00	1,875.00	1,875.00
Miscellaneous	76.00	208.33	2,500	35,037.43	1,875.00	(33,162.43)
Surface Water Fees	27,335.77	28,375.00	340,500	263,928.27	255,375.00	(8,553.27)
<b>SPECIAL PROJECTS</b>	<b>0.00</b>	<b>9,833.33</b>	<b>118,000</b>	<b>0.00</b>	<b>88,500.00</b>	<b>88,500.00</b>
Ammonia Analyzer	0.00	4,166.67	50,000	0.00	37,500.00	37,500.00
SS Clean/tlv	0.00	2,333.33	28,000	0.00	21,000.00	21,000.00
Reserve for Anticipated Cap Exp	0.00	3,333.33	40,000	0.00	30,000.00	30,000.00
<b>TOTAL EXPENDITURES</b>	<b>95,851.33</b>	<b>95,308.33</b>	<b>1,163,750</b>	<b>727,348.23</b>	<b>877,825.00</b>	<b>150,476.77</b>

	6/1/13	10/6/13	11/12/13	12/10/13	1/14/14	2/10/14	3/11/14	04/09/14	05/13/14	Totals
<b>REVENUES:</b>										
WATER & SEWER REVENUE	40,344.51	30,050.77	42,129.19	84,672.50	66,700.55	37,555.69	34,427.05	(10,781.99)	30,231.45	355,339.80
Water Revenue	23,948.94	12,704.46	21,645.34	56,857.99	46,399.49	21,494.64	16,555.95	(26,164.61)	13,624.77	187,006.97
Sewer Revenue	14,085.13	14,985.14	17,355.71	18,054.90	18,010.28	14,806.05	14,705.95	13,485.71	14,943.40	138,412.17
Penalty & Interest	1,449.64	1,282.37	1,959.44	2,035.05	1,953.18	1,275.00	1,512.15	1,629.51	1,663.26	14,769.61
Bulk Water Sales	440.80	1,078.80	1,168.70	9,234.65	2,357.70	0.00	1,653.00	307.40	0.00	16,241.05
Tap Connection Fees	0.00	0.00	0.00	0.00	0.00	0.00	0.00	0.00	0.00	0.00
Inspections	420.00	0.00	0.00	490.00	0.00	0.00	0.00	0.00	0.00	910.00
OTHER REVENUE	41,741.89	44,237.47	49,367.96	59,407.78	42,336.71	336,042.33	138,089.11	22,054.53	43,367.20	776,664.98
Maintenance Tax	2,929.12	0.00	1,277.46	17,593.86	11,702.71	299,305.88	109,809.68	0.00	13,875.72	456,494.43
Interest Income	591.51	169.24	166.56	165.98	2,061.10	170.98	567.46	213.55	222.73	4,329.11
Xfer from Capital Projects	0.00	0.00	0.00	0.00	0.00	0.00	0.00	0.00	0.00	0.00
WHCWA Revenue	27,999.48	34,076.37	38,361.02	31,805.02	23,511.90	17,389.29	18,299.61	15,090.26	15,640.93	222,193.88
WHCWA Capital Credits	5,051.00	5,061.00	5,061.00	5,061.00	5,061.00	10,122.00	5,061.00	5,061.00	5,061.00	50,610.00
Miscellaneous	5,160.78	4,930.86	4,481.92	4,781.92	0.00	9,054.18	4,351.36	1,689.72	8,596.92	43,037.56
<b>TOTAL REVENUES</b>	<b>82,096.40</b>	<b>74,288.24</b>	<b>91,497.15</b>	<b>144,080.28</b>	<b>109,037.36</b>	<b>373,608.02</b>	<b>172,516.16</b>	<b>11,272.54</b>	<b>73,616.63</b>	<b>1,132,004.78</b>
<b>EXPENDITURES:</b>										
Director Fees	900.00	1,350.00	1,350.00	1,050.00	900.00	1,500.00	600.00	600.00	600.00	8,950.00
Director Payroll Taxes	-69.86	761.03	-115.28	-107.31	532.95	-114.74	424.13	-45.89	(45.91)	1,220.02
Election Expense	0.00	0.00	0.00	0.00	0.00	0.00	0.00	452.00	0.00	452.00
Publish Legal Notices	0.00	0.00	0.00	0.00	0.00	0.00	0.00	0.00	0.00	0.00
Travel Expenses/Registration	0.00	891.81	331.30	0.00	28.18	0.00	1,206.43	28.00	28.00	2,541.72
Membership Dues	0.00	0.00	0.00	565.00	0.00	345.00	0.00	0.00	0.00	910.00
Insurance & Bonds	0.00	7,730.00	-450.00	2,611.30	1,260.00	0.00	0.00	950.00	0.00	12,091.30
Legal Fees	0.00	3,265.40	0.00	8,614.40	7,626.30	3,123.10	2,417.05	0.00	2,973.00	27,919.25
Special Legal	0.00	0.00	0.00	0.00	7,526.30	3,123.10	2,417.05	0.00	2,973.00	27,919.25
Auditing Fees	0.00	0.00	0.00	8,700.00	0.00	0.00	0.00	0.00	0.00	8,700.00
Engineering Fees	0.00	9,218.56	0.00	6,040.51	4,138.21	5,076.23	0.00	0.00	2,620.53	27,165.94
General Engineering	0.00	9,218.56	0.00	6,040.51	4,138.21	5,076.23	0.00	0.00	2,620.53	27,165.94
Financial Engineering	0.00	0.00	0.00	0.00	0.00	0.00	0.00	0.00	0.00	0.00
Financial Advisor Fees	0.00	0.00	0.00	1,649.64	0.00	3,126.14	1,709.60	525.04	629.84	7,640.26
Bookkeeper Fees	1,500.00	1,500.00	1,500.00	0.00	1,500.00	1,500.00	1,870.46	1,500.00	1,675.00	12,545.46
Operator	3,983.58	4,611.91	3,958.25	4,160.35	3,082.87	6,284.63	4,052.83	3,876.55	4,249.66	38,270.65
Special Operator	0.00	0.00	0.00	0.00	0.00	0.00	0.00	0.00	0.00	0.00
Repairs and Maintenance	5,469.42	7,716.37	10,349.61	21,695.50	9,367.26	19,501.65	7,242.20	8,954.10	40,891.76	131,187.66
R&M - Water Plant	1,872.72	3,657.09	3,482.67	3,635.51	1,730.50	7,128.71	4,664.48	2,540.99	1,157.81	29,870.88
R&M - Water Distribution	1,894.86	1,996.06	5,901.94	6,771.52	5,836.60	4,945.94	2,577.72	5,074.40	8,551.87	43,590.91
R&M - Wastewater Collection	576.84	1,973.22	0.00	529.25	794.75	1,482.00	0.00	1,338.71	110.00	6,804.77
R&M - General	1,135.00	100.00	965.00	10,759.22	1,005.00	5,945.00	0.00	0.00	31,072.08	50,981.30
Bulk Water Purchased	0.00	0.00	0.00	0.00	0.00	0.00	0.00	0.00	0.00	0.00
Sewer Service Purchased	12,303.50	10,878.94	10,854.00	10,854.00	10,854.00	10,854.00	10,854.00	10,854.00	10,854.00	99,160.34
Lab Fees	650.20	110.40	435.07	685.15	402.40	805.63	553.74	924.05	1,010.60	5,577.24
Chemicals	1,195.17	349.45	639.60	349.45	349.45	1,146.29	866.90	0.00	0.00	4,889.31
Utilities	4,101.21	179.17	4,677.49	5,538.05	1,924.18	2,092.01	1,893.70	1,840.57	1,933.32	20,400.96
Permits & Assessments	0.00	0.00	0.00	0.00	0.00	0.00	0.00	0.00	-20.00	7,462.23
Cost of Taps & Inspections	0.00	0.00	0.00	0.00	0.00	0.00	0.00	0.00	0.00	0.00
Office Expense	713.89	734.07	759.80	667.98	891.55	1,600.43	726.21	1,015.53	967.40	8,076.86
Postage	642.86	800.12	730.53	826.93	781.18	1,651.61	805.43	854.61	702.18	7,795.45
Water Conservation	0.00	0.00	0.00	0.00	0.00	0.00	0.00	0.00	0.00	0.00
Miscellaneous	-0.03	73.00	73.00	25.00	0.00	168.00	27,406.86	7,215.60	76.00	35,037.43
Surface Water Fees	37,969.49	44,137.60	34,456.50	26,830.70	20,648.10	36,139.40	17,303.50	20,067.30	27,335.77	263,928.27
Ammonia Analyzer	0.00	0.00	0.00	0.00	0.00	0.00	0.00	0.00	0.00	0.00
SS clarity	0.00	64,085.40	-64,085.40	0.00	0.00	0.00	0.00	0.00	0.00	0.00
Res for Antilpid Cap Expense	0.00	0.00	0.00	0.00	0.00	0.00	0.00	0.00	0.00	0.00
<b>Net Surplus/Deficit</b>	<b>69,380.34</b>	<b>159,393.13</b>	<b>5,463.47</b>	<b>99,971.61</b>	<b>66,005.41</b>	<b>90,721.24</b>	<b>81,383.38</b>	<b>80,178.32</b>	<b>95,861.33</b>	<b>727,348.23</b>
Customer Deposits	12,706.06	(64,104.89)	86,033.66	44,108.67	43,031.55	282,868.78	91,132.78	(48,505.78)	(22,232.70)	404,656.55
Customer Deposits Refunds	1,325.00	1,650.00	1,150.00	625.00	475.00	625.00	750.00	1,750.00	1,675.00	10,025.00
Due to / (from) C A	-810.00	-625.00	-895.00	-175.00	-175.00	-450.00	-1,035.00	-300.00	-1,665.00	-625.00
<b>Cash balance at FYE</b>	<b>37,312.851.53</b>	<b>1,326,072.59</b>	<b>1,242,992.70</b>	<b>1,329,181.38</b>	<b>1,373,740.06</b>	<b>1,417,072.00</b>	<b>1,700,133.78</b>	<b>1,790,981.56</b>	<b>1,743,525.78</b>	<b>1,721,283.08</b>

7200

**HARRIS COUNTY MUD #162**  
**Director Per Diems Fiscal Year August 2013-July 2014**

<u>MEETING</u>	<u>Ck #</u>	<u>Susan McClure</u>	<u>Ck #</u>	<u>Michael Odell</u>	<u>Ck #</u>	<u>Stephen Rickelman</u>	<u>Ck #</u>	<u>Penny Johnson</u>	<u>Ck #</u>	<u>John Parrish</u>
9/10/2013	4098	150.00	4099	300.00	4097	150.00	4096	150.00	4095	150.00
10/8/2013	4123	300.00	4124	300.00	4122	300.00	4121	300.00	4120	150.00
11/12/2013	4151	450.00	4152	300.00	4150	300.00	4149	150.00	4148	150.00
12/10/2013	4177	150.00	4178	450.00	4176	150.00	4175	150.00	4174	150.00
1/14/2014	4200	150.00	4201	300.00	4199	150.00	4198	150.00	4197	150.00
2/10/2014	4219	600.00	4220	150.00	4218	450.00	4217	150.00	4216	150.00
	4219	-600.00								
2/10/2014	4238	450.00								
3/11/2014	4241	150.00	4242	300.00			4240	150.00	4239	150.00
4/8/2014	4271	150.00			4269	150.00	4270	150.00	4268	150.00
5/13/2014	4293	150.00	4294	150.00	4291	150.00	4292	150.00		
Total Paid to Date		2,100.00	2,250.00		1,800.00		1,500.00		1,200.00	
REMAINING AMOUNT THRU JULY 31, 2014		5,100.00	4,950.00		5,400.00		5,700.00		6,000.00	

## ENERGY REPORT 2013-2014

YTD TOTAL

8/29-9/30	9/30-10/29	10/29-11/28	11/27-1/2	1/2-1/31	1/31-3/3	3/3-4/7					
15,744	11,136	9,792	13,056	10,752	10,368	9,024					79,872

\$2,087.63	\$1,762.45	\$1,716.04	\$1,974.50	\$1,763.67	\$1,811.55	\$1,726.21
------------	------------	------------	------------	------------	------------	------------

1284205

YTD TOTAL

[illegible][illegible]

\$20.70	\$24.86	\$25.56	\$40.14	\$29.77	\$29.02	\$24.91	194.95
---------	---------	---------	---------	---------	---------	---------	--------

\$2,108.33	\$1,787.31	\$1,741.60	\$2,014.64	\$1,793.44	\$1,840.57	\$1,751.12	\$0.00	\$0.00	\$0.00	\$0.00	\$0.00	\$13,037.01
------------	------------	------------	------------	------------	------------	------------	--------	--------	--------	--------	--------	-------------

INVESTMENT REPORT, AUTHORIZATION AND REVIEW

Demand Deposit Accounts	Rate	Begin Value for Period	Interest earned this period	Deposits or (Withdrawals)	Ending Value for Period
fund Money Market Savings					
DS Compass Bank	0.20%	189,598.34	37.33	(10.00)	189,625.67
CA Compass Bank	0.20%	46,650.05	0.00	26.08	46,676.13
OA Compass Bank	0.20%	929,913.04	137.33	10,523.10	940,573.47
OA Spirit of Texas	0.60%	207,108.94	71.50	0.00	207,180.44
	0.26%	1,373,270.37	246.16	10,539.18	1,384,055.71

Investment Pools		Beginning Value for Period		Interest earned this period	Deposits or (Withdrawals)	Ending Value for Period		
fund	Rate	Book	N.A.V.	Market		Book	N.A.V.	Market
DS Texpool	0.0336%	1,229.12	1.00002	1,229.14	0.00	1,229.12	1.00005	1,229.18
CA Texpool	0.0336%	1,501.11	1.00002	1,501.14	0.00	1,501.11	1.00005	1,501.19
OP Texpool	0.0336%	5,075.44	1.00002	5,075.54	0.03	5,075.47	1.00005	5,075.72
0.0336%		7,805.67		7,805.83	0.03	0.00	7,805.70	7,806.09

Certificates of Deposits	Purchase Value	Term in Days	Begin Value for Period	Interest accrued this period	Deposits or (Withdrawals)	Ending Value for Period	Date of Purchase	Date of Maturity
fund								
OA Icon Bank	0.32%	182	240,913.50	63.34	0.00	240,976.84	02/10/14	08/11/14
OA Independent Bank/BOH	0.39%	181	240,269.26	76.93	0.00	240,346.19	12/17/13	06/16/14
	0.3549%	182	481,182.76	140.33	0.00	496,934.43		73
total investments	0.2833%	488,613.61	182	1,862,258.96	386.52	10,539.18	1,888,795.84	warm: 20

Compliance Statement.

The investments (reported on above) for the Period are in compliance with the investment strategy expressed in the District's Investment Policy and the Public Funds Investment Act.

Review.

This report and the District's Investment Policy are submitted to the Board for its review and to make any changes thereto as determined by the Board to be necessary and prudent for the management of District funds.

Signatures.

Myrtle Cruz, Inc. Investixis version 2.4

Investment Officer

(please sign & date)

Bookkeeper (Myrtle Cruz, Inc.)



## Deposit / Collateral Report by District

### HARRIS COUNTY MUD 162

Tax ID - Pledge: 742058283-20081

1st. Consultant: MCI-MYRTLE CRUZ, INC.

2nd. Consultant:

BBVA Compass Bank

Pledge Date: 04/01/2014

Accounts Through: 3/31/2014 10:00 PM

Memo Posts Through: NO MEMO POSTS

PLEDGED

### Deposits

#### Interest Account

<u>Acct No</u>	<u>Funds Type</u>	<u>Class</u>	<u>Balance</u>	<u>Interest</u>	<u>Total</u>
0000043836	Interest Account		\$930,040.37	\$0.00	\$930,040.37
0000070490	Interest Account		\$209,217.12	\$0.00	\$209,217.12
0000070508	Interest Account		\$26.08	\$0.00	\$26.08
0000073072	Interest Account		\$46,650.05	\$0.00	\$46,650.05
<b>Subtotal Interest Account</b>			<b>\$1,185,933.62</b>	<b>\$0.00</b>	<b>\$1,185,933.62</b>

#### Bond Fund

<u>Acct No</u>	<u>Funds Type</u>	<u>Class</u>	<u>Balance</u>	<u>Interest</u>	<u>Total</u>
2514455123	Bond Fund		\$189,625.67	\$0.00	\$189,625.67
<b>Subtotal Bond Fund</b>			<b>\$189,625.67</b>	<b>\$0.00</b>	<b>\$189,625.67</b>
<b>Total Deposits</b>			<b>\$1,375,559.29</b>	<b>\$0.00</b>	<b>\$1,375,559.29</b>

### Securities

<u>Agency</u>	<u>Custodian</u>	<u>CUSIP</u>	<u>Maturity Date</u>	<u>Date Pledged</u>	<u>Units Pledged</u>	<u>Market Value</u>
FHLMC	FHLB-A	31300L2Z7	01/01/2043	03/04/2014 03:02 PM	200,000	\$176,308.75
FHLMC	FHLB-A	31300L5H4	01/01/2043	04/02/2013 11:04 AM	100,000	\$80,601.25
FHLMC	FHLB-A	3137ATVQ2	09/15/2042	06/05/2013 11:58 AM	100,000	\$96,697.45
FNMA	FHLB-A	31410ERR1	07/01/2036	02/10/2010 02:52 PM	1,000,000	\$70,139.48
FNMA	FHLB-A	31410GQ55	05/01/2033	02/13/2012 03:14 PM	575,000	\$82,850.37
FNMA	FHLB-A	3138MHUV3	11/01/2042	01/13/2014 02:35 PM	525,000	\$441,344.22
FNMA	FHLB-A	3138EKYB5	02/01/2043	02/10/2014 03:11 PM	150,000	\$134,424.54
<b>Total Securities Pledged</b>					<b>2,650,000</b>	<b>\$1,082,366.05</b>

## Deposit / Collateral Report by District

### DEPOSIT / COLLATERAL POSITION CALCULATION

Subtotal Interest Deposits	\$1,185,933.62
Subtotal Non-Interest Deposits	\$0.00
Subtotal Bond Fund Deposits	\$189,625.67
<hr/>	
TOTAL DEPOSITS	\$1,375,559.29
LESS APPLICABLE FDIC	
Subtotal Interest Deposits	\$250,000.00
Subtotal Non-Interest Deposits	\$0.00
Subtotal Bond Fund Deposits	\$189,625.67
<hr/>	
Deposits Requiring Collateral	\$935,933.62
TOTAL SECURITIES PLEDGED	\$1,082,366.05
DEPOSIT COLLATERAL POSITION - 100%	\$146,432.43
DEPOSIT COLLATERAL POSITION - 105%	\$99,635.75
<hr/>	
	116%



CENTRAL BANK - PUBLIC FUNDS  
DEPOSIT COLLATERAL REPORT  
ALL DISTRICTS

Effective Date: 03/31/2014

Accounts Through: 03/31/2014 7:00 PM

Memo Posts Through:

**HARRIS CO MUD 162**

Tax ID: 742058283

PLEGDED

FHLB Pledge Code: 20081

1st Consultant: MCI

2nd Consultant:

**DEPOSITS**

Acct No	Funds Type	Class	Balance	Interest	Total	Current Month Average	Prior Month Average	YTD Average	Prior Year Average
<b>Demand Deposits</b>									
3290551	PF/CKG	60	\$52,641.30	\$0.00	\$52,641.30	\$61,679.57	\$73,061.01	\$60,081.00	\$88,221.27
	DDA								
<b>Subtotal Demand Deposits</b>			<b>\$52,641.30</b>	<b>\$0.00</b>	<b>\$52,641.30</b>	<b>\$61,679.57</b>	<b>\$73,061.01</b>	<b>\$60,081.00</b>	<b>\$88,221.27</b>
<b>Total Deposits</b>			<b>\$52,641.30</b>	<b>\$0.00</b>	<b>\$52,641.30</b>	<b>\$61,679.57</b>	<b>\$73,061.01</b>	<b>\$60,081.00</b>	<b>\$88,221.27</b>

**DEPOSIT COLLATERAL CALCULATION**

	Account Balances	FDIC Insurance	Collateral Required
Subtotal Demand Deposits:	\$52,641.30	\$52,641.30	\$0.00
Subtotal Time/Svgs/MMA:	\$0.00	\$0.00	\$0.00
Subtotal Bond Fund Deposits:	\$0.00	\$0.00	\$0.00
<b>TOTALS:</b>	<b>\$52,641.30</b>	<b>\$52,641.30</b>	<b>\$0.00</b>

**DEPOSIT COLLATERAL POSITION**

	Deposits Requiring Collateral	Securities Pledged	Excess Collateral	% Pledged
At 100 %	\$0.00	\$0.00	\$0.00	
At 105 %	\$0.00	\$0.00	\$0.00	

## Deposit / Collateral Report by District

### HARRIS COUNTY MUD 162

Tax ID - Pledge: 742058283-20081

1st. Consultant: MCI-MYRTLE CRUZ, INC.

2nd. Consultant:

BBVA Compass Bank

Pledge Date: 05/01/2014

Accounts Through: 4/30/2014 10:00 PM

Memo Posts Through: NO MEMO POSTS

### Deposits

PLEDGED

#### Interest Account

<u>Acct No</u>	<u>Funds Type</u>	<u>Class</u>	<u>Balance</u>	<u>Interest</u>	<u>Total</u>
0000043836	Interest Account		\$940,721.51	\$0.00	\$940,721.51
0000070490	Interest Account		\$141,085.67	\$0.00	\$141,085.67
0000070508	Interest Account		\$26.08	\$0.00	\$26.08
0000073072	Interest Account		\$46,650.05	\$0.00	\$46,650.05
<b>Subtotal Interest Account</b>			<b>\$1,128,483.31</b>	<b>\$0.00</b>	<b>\$1,128,483.31</b>

#### Bond Fund

<u>Acct No</u>	<u>Funds Type</u>	<u>Class</u>	<u>Balance</u>	<u>Interest</u>	<u>Total</u>
2514455123	Bond Fund		\$189,647.92	\$0.00	\$189,647.92
<b>Subtotal Bond Fund</b>			<b>\$189,647.92</b>	<b>\$0.00</b>	<b>\$189,647.92</b>

<b>Total Deposits</b>			<b>\$1,318,131.23</b>	<b>\$0.00</b>	<b>\$1,318,131.23</b>
-----------------------	--	--	-----------------------	---------------	-----------------------

### Securities

<u>Agency</u>	<u>Custodian</u>	<u>CUSIP</u>	<u>Maturity Date</u>	<u>Date Pledged</u>	<u>Units Pledged</u>	<u>Market Value</u>
FHLMC	FHLB-A	31300L2Z7	01/01/2043	03/04/2014 03:02 PM	200,000	\$175,565.67
FHLMC	FHLB-A	31300L5H4	01/01/2043	04/02/2013 11:04 AM	100,000	\$79,177.37
FHLMC	FHLB-A	3137ATVQ2	09/15/2042	06/05/2013 11:58 AM	100,000	\$96,755.77
FNMA	FHLB-A	31410ERR1	07/01/2036	02/10/2010 02:52 PM	1,000,000	\$62,782.54
FNMA	FHLB-A	31410GQ55	05/01/2033	02/13/2012 03:14 PM	575,000	\$81,064.88
FNMA	FHLB-A	3138MHUV3	11/01/2042	01/13/2014 02:35 PM	525,000	\$440,620.99
FNMA	FHLB-A	3138EKYB5	02/01/2043	02/10/2014 03:11 PM	150,000	\$134,188.09
<b>Total Securities Pledged</b>					<b>2,650,000</b>	<b>\$1,070,155.33</b>

17

## Deposit / Collateral Report by District

### DEPOSIT / COLLATERAL POSITION CALCULATION

Subtotal Interest Deposits	\$1,128,483.31
Subtotal Non-Interest Deposits	\$0.00
Subtotal Bond Fund Deposits	\$189,647.92
<b>TOTAL DEPOSITS</b>	<b>\$1,318,131.23</b>
<b>LESS APPLICABLE FDIC</b>	
Subtotal Interest Deposits	\$250,000.00
Subtotal Non-Interest Deposits	\$0.00
Subtotal Bond Fund Deposits	\$189,647.92
<b>Deposits Requiring Collateral</b>	<b>\$878,483.31</b>
<b>TOTAL SECURITIES PLEDGED</b>	<b>\$1,070,155.33</b>
<b>DEPOSIT COLLATERAL POSITION - 100%</b>	<b>\$191,672.02</b>
<b>DEPOSIT COLLATERAL POSITION - 105%</b>	<b>\$147,747.85</b>
	<b>122%</b>



**CENTRAL BANK - PUBLIC FUNDS  
DEPOSIT COLLATERAL REPORT  
ALL DISTRICTS**

Effective Date: 04/30/2014

Accounts Through: 04/30/2014 7:00 PM

Memo Posts Through:

**HARRIS CO MUD 162**

Tax ID: 742058283

FHLB Pledge Code: 20081

1st Consultant: MCI

2nd Consultant:

PLEGGED

**DEPOSITS**

Acct No	Funds Type	Class	Balance	Interest	Total	Current Month Average	Prior Month Average	YTD Average	Prior Year Average
<b>Demand Deposits</b>									
3290551	PF/CKG DDA	60	\$95,674.65	\$0.00	\$95,674.65	\$68,468.10	\$61,679.57	\$62,244.00	\$88,221.27
<b>Subtotal Demand Deposits</b>			\$95,674.65	\$0.00	\$95,674.65	\$68,468.10	\$61,679.57	\$62,244.00	\$88,221.27
<b>Total Deposits</b>			\$95,674.65	\$0.00	\$95,674.65	\$68,468.10	\$61,679.57	\$62,244.00	\$88,221.27

**DEPOSIT COLLATERAL CALCULATION**

	Account Balances	FDIC Insurance	Collateral Required
Subtotal Demand Deposits:	\$95,674.65	\$95,674.65	\$0.00
Subtotal Time/Svgs/MMA:	\$0.00	\$0.00	\$0.00
Subtotal Bond Fund Deposits:	\$0.00	\$0.00	\$0.00
<b>TOTALS:</b>	<b>\$95,674.65</b>	<b>\$95,674.65</b>	<b>\$0.00</b>

**DEPOSIT COLLATERAL POSITION**

	Deposits Requiring Collateral	Securities Pledged	Excess Collateral	% Pledged
At 100 %	\$0.00	\$0.00	\$0.00	
At 105 %	\$0.00	\$0.00	\$0.00	

19



TAX COLLECTOR'S OATH

Harris Co. MUD # 162 }

STATE OF TEXAS

COUNTY OF Harris }

BOB LEARED, BEING duly sworn, states that he is the Tax Collector for the above named taxing unit and that the foregoing contains a true and correct report, accounting for all taxes collected on behalf of said taxing unit during the month therein stated.

Bob Leared

BOB LEARED

SWORN TO AND SUBSCRIBED BEFORE ME, this 6<sup>th</sup> day of May, 2014.

Michelle Guerrero

NOTARY PUBLIC, STATE OF TEXAS


(SEAL)



Submitted to Taxing Unit's Governing Body on \_\_\_\_\_

EXHIBIT "C"

Richard L. Modvill



**HARRIS COUNTY M.U.D. #162**  
**TAX ASSESSOR/COLLECTOR'S REPORT**

4/30/2014

Taxes Receivable: 8/31/2013	\$	29,518.87	
Reserve for Uncollectables	(	6,998.81)	
Adjustments	(	<u>569.13</u> )	\$ <u>21,950.93</u>
Original 2013 Tax Levy	\$	681,659.96	
Adjustments		<u>37,532.70</u>	<u>719,192.66</u>
<b>Total Taxes Receivable</b>	<b>\$</b>		<b>741,143.59</b>
Prior Years Taxes Collected	\$	5,000.63	
2013 Taxes Collected ( 97.4%)		<u>700,752.67</u>	<u>705,753.30</u>
<b>Taxes Receivable at: 4/30/2014</b>	<b>\$</b>		<b><u>35,390.29</u></b>

2013 Receivables:

Debt Service	6,510.15
Maintenance	11,929.84

---

*bob leared interests*

11111 Katy Freeway, Suite 725  
Houston, Texas 77079-2197

Phone: (713) 932-9011  
Fax: (713) 932-1150

HARRIS COUNTY M.U.D. #162

Month of Fiscal to Date  
4/2014 8/01/2013 - 4/30/2014

Beginning Cash Balance \$ 44,709.44 37,688.91

Receipts:

Current & Prior Years Taxes	3,019.65	704,848.40
Penalty & Interest	418.50	2,739.22
Additional Collection Penalty	8.24	595.04
Stale Dated Checks		6.25
Overpayments		1,369.15
Void Checks		504.19
Refund - due to adjustments	1,486.22	2,619.21
Rendition Penalty		242.19
Transfer Online Payments		27,000.00

TOTAL RECEIPTS \$ 4,932.61 739,923.65

Disbursements:

Atty's Fees, Delq. collection		987.16
CAD Quarterly Assessment		4,141.00
Publications, Legal Notice		850.90
Refund - due to adjustments		1,416.23
Refund - due to overpayments		1,879.59
Tax A/C Bond Premium		250.00
Transfer to Debt Service Fund		230,000.00
Transfer to General Fund	3,342.62	456,494.43
Tax Assessor/Collector Fee	912.10	8,190.90
Transfer Online Payments		27,000.00
Rendition Penalty		11.23
Postage		480.84
Audit Preparation		200.00
Records Maintenance	30.00	90.00
Copies		143.25
Envelopes		5.55
Parking Expense		24.00
Mileage Expense	16.80	106.95

TOTAL DISBURSEMENTS (\$ 4,301.52 ) ( 732,272.03 )

CASH BALANCE AT: 4/30/2014 \$ 45,340.53 45,340.53

HARRIS COUNTY M.U.D. #162

Disbursements for month of May, 2014

Check #	Payee	Description	Amount
1071	P,B,F,C & M, LLP	Atty's Fees, Delq. collection	\$ 83.31
1072	Nixon James W & Helen P	Refund - due to adjustments	141.62
1073	Lafuente Raymond & Araceli	Refund - due to adjustments	141.63
1074	General Fund	Transfer to General Fund	2,731.85
1075	Bob Leared	Tax Assessor/Collector Fee	1,170.85
TOTAL DISBURSEMENTS			\$ 4,269.26
Remaining Cash Balance			\$ <u>41,071.27</u>

Comerica Bank

HARRIS COUNTY M.U.D. #162

HISTORICAL COLLECTIONS DATA

Year	Collections Month Of 4/2014	Adjustments To Collections 4/2014	Total Tax Collections at 4/30/2014	Total Taxes Receivable at 4/30/2014	Collection Percentage
2013	4,505.87	283.25-	700,752.67	18,439.99	97.436
2012		577.89-	708,705.50	5,444.64	99.238
2011			707,659.02	5,235.64	99.266
2010			708,360.85	2,258.71	99.682
2009		625.08-	720,355.89	1,275.64	99.823
2008			750,601.83	786.81	99.895
2007			768,887.90	847.36	99.890
2006			738,327.54	815.14	99.890
2005			739,070.14	286.36	99.961
2004			733,836.18		100.000
2003			727,064.34		100.000
2002			759,801.68		100.000
2001			626,578.74		100.000
2000			587,181.92		100.000
1999			574,662.62		100.000
1998			567,386.02		100.000
1997			593,037.78		100.000
1996			594,244.49		100.000
1995			590,562.88		100.000
1994			643,955.41		100.000
1993			667,976.67		100.000
1992			638,693.45		100.000
1991			631,459.50		100.000
1990			594,813.28		100.000
1989			590,119.99		100.000
1988			391,390.39		100.000
1987			376,780.50		100.000
1986			419,732.30		100.000
1985			433,458.50		100.000
1984			592,891.67		100.000
1983			468,616.61		100.000
1982			314,533.45		100.000
1981			207,509.76		100.000
1980			116,831.12		100.000
1979			46,185.04		100.000

(Percentage of collections same period last year 95.525 )

## HARRIS COUNTY M.U.D. #162

## HISTORICAL TAX DATA

Year	Taxable Value	SR/CR	Tax Rate	Adjustments	Reserve for Uncollectibles	Adjusted Levy
2013	126,953,655	00/08	.566500	37,532.70		719,192.66
2012	126,063,541	00/19	.566500	62,084.04		714,150.14
2011	125,841,929	00/20	.566500	53,224.87		712,894.66
2010	126,896,347	07/30	.560000	89,953.29		710,619.56
2009	128,896,316	06/53	.560000	109,411.36	187.93	721,631.53
2008	134,234,088	18/50	.560000	107,144.25	322.25	751,388.64
2007	130,657,682	23/61	.590000	100,894.10	1,145.15	769,735.26
2006	125,424,255	29/58	.590000	54,525.90	860.43	739,142.68
2005	123,384,903	20/53	.600000	21,138.02	952.92	739,356.50
2004	122,356,970	07/24	.600000	36,979.14	305.64	733,836.18
2003	121,254,410	07/21	.600000	60,950.40	462.12	727,064.34
2002	114,296,870	07/22	.665000	23,892.88	274.58	759,801.68
2001	111,900,380	06/39	.560000	42,466.06	63.39	626,578.74
2000	104,858,400	00/21	.560000	19,876.85	25.09	587,181.92
1999	97,402,530	00/00	.590000	20,641.30	12.39	574,662.62
1998	96,182,970	00/00	.590000	21,310.05	93.58	567,386.02
1997	95,676,440	00/00	.620000	14,869.55	156.18	593,037.78
1996	95,885,210	00/00	.620000	12,887.56	243.78	594,244.49
1995	95,308,100	00/00	.620000	9,420.93	347.38	590,562.88
1994	92,081,070	00/00	.700000	7,049.07	612.08	643,955.41
1993	91,548,720	00/00	.730000	21,355.71	329.01	667,976.67
1992	85,207,300	00/00	.750000	17,805.21	361.59	638,693.45
1991	84,208,740	00/00	.750000	9,596.02	106.36	631,459.50
1990	79,326,660	00/00	.750000	13,523.11	136.96	594,813.28
1989	78,854,250	00/00	.750000	15,750.33		590,119.99
1988	75,372,520	00/00	.520000	6,807.02		391,390.39
1987	75,495,490	00/00	.500000	6,979.65		376,780.50
1986	84,264,770	00/00	.500000	12,247.05		419,732.30
1985	86,726,700	00/00	.500000	6,805.10		433,458.50
1984	84,767,970	00/00	.700000	124,206.53		592,891.67
1983	66,945,230	00/00	.700000	1,595.23		468,616.61
1982	44,933,350	00/00	.700000			314,533.45
1981	25,938,720	00/00	.800000	206.56		207,509.76
1980	14,603,890	00/00	.800000	267.60		116,831.12
1979	5,773,130	00/00	.800000	62.40		46,185.04

HARRIS COUNTY M.U.D. #162

TAX RATE COMPONENTS

Year	Debt Service Rate	Debt Service Levy	Maintenance Rate	Maintenance Levy
2013	.200000	253,907.37	.366500	465,285.29
2012	.200000	252,127.14	.366500	462,023.00
2011	.210000	264,268.13	.356500	448,626.53
2010	.250000	317,240.90	.310000	393,378.66
2009	.260000	335,043.20	.300000	386,588.33
2008	.370000	496,453.22	.190000	254,935.42
2007	.400000	521,854.41	.190000	247,880.85
2006	.460000	576,280.72	.130000	162,861.96
2005	.480000	591,485.20	.120000	147,871.30
2004	.480000	587,068.94	.120000	146,767.24
2003	.500000	605,886.93	.100000	121,177.41
2002	.565000	645,545.82	.100000	114,255.86
2001	.460000	514,689.70	.100000	111,889.04
2000	.510000	534,754.97	.050000	52,426.95
1999	.540000	525,962.38	.050000	48,700.24
1998	.540000	519,302.44	.050000	48,083.58
1997	.570000	545,212.13	.050000	47,825.65
1996	.570000	546,321.52	.050000	47,922.97
1995	.570000	542,936.82	.050000	47,626.06
1994	.650000	597,958.58	.050000	45,996.83
1993	.680000	622,224.81	.050000	45,751.86
1992	.700000	596,113.87	.050000	42,579.58
1991	.700000	589,362.18	.050000	42,097.32
1990	.700000	555,159.04	.050000	39,654.24
1989	.700000	550,778.64	.050000	39,341.35
1988	.470000	353,756.72	.050000	37,633.67
1987	.450000	339,102.45	.050000	37,678.05
1986	.450000	377,759.07	.050000	41,973.23
1985	.500000	433,458.50		
1984	.700000	592,891.67		
1983	.700000	468,616.61		
1982	.700000	314,533.45		
1981	.800000	207,509.76		
1980	.800000	116,831.12		
1979	.800000	46,185.04		

HARRIS COUNTY M.U.D. #162

Notes:

\$ 1,486.22 - REPORTED AS TAXES COLLECTED ON PRIOR REPORTS. TRANSFERRED TO  
REFUNDS DUE TO ADJ# 8, 2013 TAXES AND ADJ# 53, 2009 TAXES.  
HOLDING FUNDS PENDING PAYMENT OF DELINQUENT TAXES-\$ 1202.97  
ACCT# 0301-000-0010.

# HARRIS COUNTY M.U.D. #162

<b>Tax Exemptions:</b>	2013	2012	2011
Homestead	.000	.000	.000
Over 65	25,000	25,000	25,000
Disabled	25,000	25,000	25,000

## Last Bond Premium Paid:

Payee	Date of Check	Amount
Harco Insurance Services	10/03/2013	250.00
11/1/13-11/1/16		

<b>Adjustment Summary:</b>	2013	
10/2013	/ CORR 002	30,842.22
11/2013	/ CORR 003	6,952.75
12/2013	/ CORR 004	406.49
1/2014	/ CORR 005	537.68-
2/2014	/ CORR 006	58.21
3/2014	/ CORR 007	78.99
4/2014	/ CORR 008	268.28-
<b>TOTAL</b>		37,532.70

**HARRIS COUNTY M.U.D. #162**

Top Delinquent Taxpayers

5/06/14 (Maximum of 30)

Code	Description
B	Bankrupt
C	Payment Contract
D	Deferred Over 65
S	Suit Pending
P	Partial Payment
Q	Quarter Payments
L	CAD Law Suit
H	Homestead Contract

Taxpayer	2013	Prior Years	This Month Totals
<b>COMMERICAL</b>			
COPPERFIELD ATHLETIC CORP 15800 LOGENBAUGH 77095	4,077.98		4,077.98
NORTHMEAD VLG COMM ASSN 15623 PEBBLE LAKE DR 770	.57		.57
*	4,078.55		4,078.55
<b>PERSONAL</b>			
S SANDCASTLE MONTESSORI ACA 15226 WEST RD 77095	360.54	590.72	951.26
FHCO 08303 HIGHWAY 6 N 77095	63.90	125.86	189.76
DEBBY FAY MCCOLLUM 08319 CLOVER GARDENS DR	40.36	44.85	85.21
SAND CASTLE MONTESSORI AC 15226 WEST RD 77095	20.32		20.32
THEFT CONTROL SPECIALISTS 15415 SWAN CREEK DR 7709	18.35		18.35
INTERIOR BLINDS 15846 MESA GARDENS DR 77	7.70	23.02	30.72
RICHARD'S FLOORCOVERING 15630 HIGHFIELD DR 77095	7.70	23.02	30.72
FIRST DATA MERCHANTS SERV 00000 IN HARRIS COUNTY 0	3.27		3.27
EROSION SOLUTIONS 07802 PINE FALLS DR 7709	2.93	3.25	6.18
AMERICAN LIMOS AND SEDANS		411.10	411.10
MR. JIM'S PIZZA		70.16	70.16
JES'US BARBERS 15050 WEST RD 77095		15.26	15.26
RJL ENTERPRISES INC 07534 CLUB LAKE DR 77095		5.10	5.10
*	525.07	1,312.34	1,837.41
<b>RESIDENTIAL</b>			
AVALOS DAVID & DEANNA L 7627 CREEK GLEN DR 77095	1,021.28		1,021.28
D BYRD RONALD E 7610 CLUB LAKE DR 77095	867.03		867.03

## HARRIS COUNTY M.U.D. #162

## Top Delinquent Taxpayers

5/06/14 (Maximum of 30)

Code	Description
B	Bankrupt
C	Payment Contract
D	Deferred Over 65
S	Suit Pending
P	Partial Payment
Q	Quarter Payments
L	CAD Law Suit
H	Homestead Contract

Taxpayer	2013	Prior Years	This Month Totals
S GOSHORN LILY & DANIEL 7702 CLUB LAKE DR 77095	855.42	1,710.84	2,566.26
PHILLIPS RONALD G & ELIZA 15710 WINDY GLEN DR 7709	847.86		847.86
ROSENBERG RICHARD & DEEAN 7614 RIVER GARDEN DR 770	793.10		793.10
RENDON MARK 8303 TOWN CREEK DR 77095	788.42		788.42
S GREEN MARVIN 8302 TOWN CREEK DR 77095	787.30	1,574.60	2,361.90
HOLLIDAY GREGORY S 7518 RIVER GARDEN DR 770	750.61	750.61	1,501.22
BERROSPE PHILIP & MARIA L 8407 FORESTSIDE LN 77095	719.84		719.84
HAWKINS STEVE & BARBARA W 8118 TOWN CREEK DR 77095	712.93		712.93
RIVERA JOSE A & DALIA N 15362 MEADOW VILLAGE DR	582.17		582.17
D RAVIN JESSE L & ALICE 8111 TOWN CREEK DR 77095	565.95	2,364.26	2,930.21
MOREIRA ALEXANDRA & MABEL 15218 PEBBLE LAKE DR 770	549.50		549.50
D PHILLIPS THOMAS W 8207 SILENT CEDARS DR 77	548.33	5,130.54	5,678.87
VONBADEN GREGORY & LANNA 15330 MEADOW VILLAGE DR	526.85		526.85
*	10,916.59	11,530.85	22,447.44
<b>Report Totals</b>	15,520.21	12,843.19	28,363.40
<b>Total delinquent</b>	18,270.07	16,950.30	35,220.37



5870 Highway 6 North, Suite 215  
Houston, Texas 77084  
Tel : 281 861-6215  
Fax : 281 861-6218

**HARRIS COUNTY M.U.D. No. 162**  
**OPERATIONS REPORT**  
**April-14**

**WATER PLANT SUMMARY**

Produced from Well 4.20%  
Purchased from WHCRWA 95.80%  
WHCRWA Allocated Withdrawal 12/1/12 to 11/30/13  
Amount Remaining on WHCRWA allocation  
Months Remaining on WHCRWA allocation  
COMMENTS:

April-14  
502,000 gal  
11,448,000 gal

HGCSD YTD  
2,153,000 gal  
41,619,000 gal  
180,000,000 gal  
**136,228,000 gal**  
7 months

**ACCOUNTABILITY SUMMARY**

Metered & Billed 3/31/2014 to 4/30/2014  
Amount Used to Maintain System  
STP usage  
Amount Produced From Well 3/31/2014 to 4/30/2014  
Water Purchased - WHCRWA  
Water Sold - MUD 208  
Water Sold - MUD 186 Monthly  
Water Sold - MUD 208 Monthly  
Percent Water Accountability

April-14  
10,973,000 gal  
54,000 gal  
36,000 gal  
532,000 gal  
11,392,000 gal  
- gal  
151,000 gal  
136,000 gal  
**94.88%**

Last 13 Months  
See attached Spreadsheet

**93.40%**

Comments:

**BUILDER DAMAGES**

Current 30/60 Days 60/90 Days Over 90 Days

**OPERATIONS EXPENSES**

	<u>April-14</u>	<u>9 Months (FYTD)</u>
Operational Services	\$ 4,661.77	\$ 47,474.18
Customer Account Transfers	\$ 280.00	\$ 2,400.00
Terminations	\$ 160.00	\$ 2,040.00
Administrative Services	\$ 585.38	\$ 3,378.32
Taps/Inspections	\$ -	\$ -
Temporary Meter Maintenance	\$ -	\$ -
Chemicals	\$ -	\$ 3,700.14
Laboratory Expense	\$ 1,010.60	\$ 4,927.04
Water Plant Expense	\$ 1,157.81	\$ 27,998.16
Water Distribution Repairs	\$ 7,886.87	\$ 36,559.53
Meter Replacement	\$ 665.00	\$ 9,880.00
Wastewater Collection Repairs	\$ 110.00	\$ 6,227.93
Special Projects	\$ 3,866.18	\$ 3,866.18
<b>TOTAL AMOUNT INVOICED</b>	<b>\$ 20,383.61</b>	<b>\$ 148,451.48</b>

EXHIBIT "b"

**HARRIS COUNTY MUD No.162  
WATER ACCOUNTABILITY REPORT  
April-14**

Meter Reading Cycle		Metered (Thousand Gallons)						Water Sold (Thous. Gal.)						Maint. (K. Gal.)	Water Acct. (K. Gal.)	Well Pumpage (K. Gal.)	Water Purch. (Thous. Gal.)			Total Water Supplied	Percent Acct.
Res.	Comm	Park/Rac	Irrig	STP	Total	208	186	188	186	179	208						WHCRWA	186	208		
3/28/2013	4/30/2013	8037	1427	568	933	36	11001	128	95	0	0	0	0	118	11340	481	11786	0	0	12267	92.44%
4/30/2013	5/31/2013	8184	1465	544	1054	34	11281	95	135	0	0	0	0	611	12122	326	12706	0	0	13032	93.02%
5/31/2013	6/28/2013	9521	1163	742	1101	22	12549	141	132	0	0	0	0	192	13014	368	13523	0	0	13891	93.69%
6/28/2013	7/31/2013	12442	1495	1080	1583	23	16623	152	217	0	0	0	0	24	17016	352	17793	0	0	18145	93.78%
7/31/2013	8/30/2013	11964	1708	1021	1459	23	16175	178	196	0	0	0	0	852	17401	790	17890	0	0	18680	93.15%
8/30/2013	9/30/2013	10422	1837	810	1240	19	14328	232	171	0	0	0	0	112	14843	404	15632	0	0	16036	92.56%
9/30/2013	10/30/2013	7109	1373	607	672	31	9792	118	146	0	0	0	549	70	10675	453	11052	0	0	11505	92.79%
10/30/2013	11/27/2013	6050	1125	345	468	23	8011	153	92	0	0	0	0	46	8302	360	8267	0	0	8627	96.23%
11/27/2013	12/31/2013	6170	1099	279	307	35	7890	117	87	0	0	0	0	25	8119	543	8070	0	0	8613	94.26%
12/31/2013	1/31/2014	5229	998	193	380	31	6831	106	121	0	0	0	0	155	7213	507	7285	0	0	7792	92.57%
1/31/2014	2/28/2014	4539	1356	286	473	35	6689	71	72	0	0	0	0	75	6907	315	6953	0	0	7268	95.03%
2/28/2014	3/31/2014	5485	1289	424	621	27	7846	56	69	0	0	0	0	102	8073	330	8378	0	0	8708	92.71%
2/1/1931	4/30/2014	7986	1525	590	836	36	10973	136	151	0	0	0	0	54	11314	532	11392	0	0	11924	94.88%
<b>Total</b>		<b>95152</b>	<b>16335</b>	<b>6899</b>	<b>10291</b>	<b>339</b>	<b>129016</b>	<b>1545</b>	<b>1533</b>	<b>0</b>	<b>0</b>	<b>0</b>	<b>549</b>	<b>2382</b>	<b>135025</b>	<b>5229</b>	<b>139335</b>	<b>0</b>	<b>0</b>	<b>144564</b>	<b>93.40%</b>

 GST #1 taken out of service for inspection,

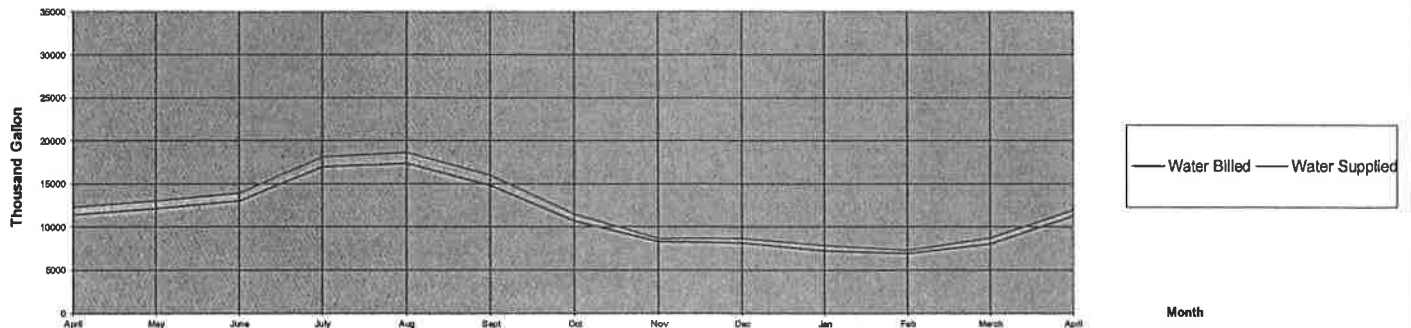
Approximately 800,000 gallons lost to main break

Meter Reading Cycle		WHCRWA billed to Customers	WHCRWA bill	WHCRWA Credit	Total
4/30/2013	5/31/2013	\$ 23,764.17	\$ 27,888.40	\$ 5,061.00	\$ 936.77
5/30/2013	6/28/2013	\$ 26,793.30	\$ 29,718.45	\$ 5,061.00	\$ 2,135.85
6/28/2013	7/31/2013	\$ 37,646.40	\$ 41,592.70	\$ 5,061.00	\$ 1,114.70
7/31/2013	8/30/2013	\$ 36,599.90	\$ 42,648.00	\$ 5,061.00	\$ (987.10)
8/30/2013	9/30/2013	\$ 32,903.80	\$ 36,721.20	\$ 5,061.00	\$ 1,243.60
9/30/2013	10/30/2013	\$ 22,512.40	\$ 26,280.30	\$ 5,061.00	\$ 1,293.10
10/30/2013	11/27/2013	\$ 18,420.70	\$ 19,698.10	\$ 5,061.00	\$ 3,783.60
11/27/2013	12/31/2013	\$ 18,128.60	\$ 19,592.70	\$ 5,061.00	\$ 3,596.90
12/31/2013	1/31/2014	\$ 15,695.20	\$ 17,718.80	\$ 5,061.00	\$ 3,037.40
1/31/2014	2/28/2014	\$ 15,304.20	\$ 15,500.20	\$ 5,061.00	\$ 4,865.00
2/28/2014	3/31/2014	\$ 18,013.60	\$ 18,590.20	\$ 5,061.00	\$ 4,484.40
3/31/2014	4/30/2014	\$ 25,162.00	\$ 25,423.80	\$ 5,061.00	\$ 4,799.20
<b>TOTAL</b>		<b>\$ 290,944.27</b>	<b>\$ 321,372.85</b>	<b>\$ 60,732.00</b>	<b>\$ 30,303.42</b>

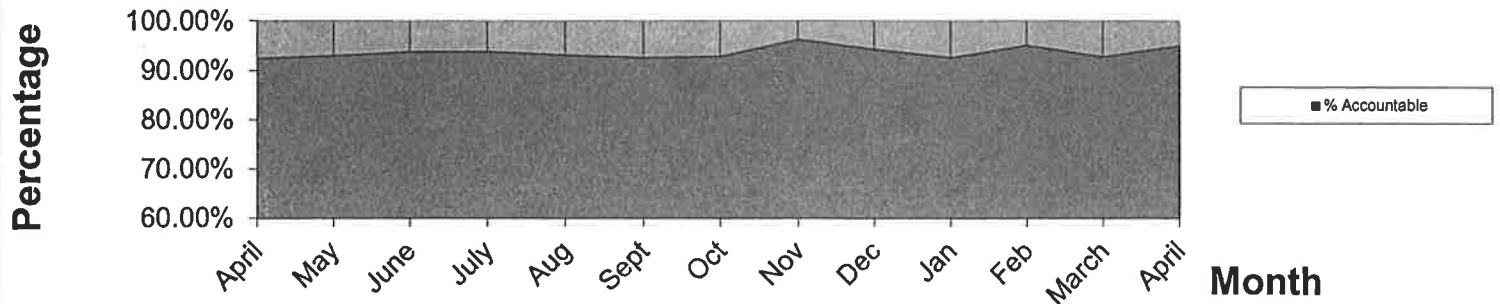
Current rate passed through to customers

\$2.30 /gal

### Water Accountability



### % Accountable



Water Sold

208 - Harris County MUD No 208  
186 - Harris County MUD No 186  
179 - Harris County MUD No 179  
188 - Harris County MUD No 188

Unmetered  
Unmetered  
Metered  
Metered

# MAINTENANCE SUMMARY

April-14

## Water Plant Maintenance

### No New Items

## Water Line Maintenance

### Hydrant Repairs

Raised fire hydrant so that hydrant caps could be more accessible.

West Road at Pebblw Lake	Final Cost	\$	2,122.33
West Road at Highway 6	Final Cost	\$	1,888.03
15323 Pebble Lake	Final Cost	\$	1,768.61

## Sewer Line Maintenance

<u>Phase "C" cleaning and televising.</u>	Budget Item	Approved 10/13
Cleaning and televising of phase "C" is complete.		

Estimated Cost	\$	30,000.00	Final Cost	\$	33,900.08
----------------	----	-----------	------------	----	-----------

## Administrative

### Critical Load

Filed critical load information with Centerpoint and the OEM.

### CCR

See attached draft of 2013 CCR



5870 Highway 6 North, Suite 215  
Houston, Texas 77084  
Tel : 281 861-6215  
Fax : 281 861-6218

**HARRIS COUNTY MUD No. 162**  
**Billing & Collection Summary**  
**April-14**

**TAP CONNECTION SUMMARY**

	<u>Residential</u>	<u>Commercial</u>	<u>Total</u>
Water Connections	835	48	883
Sewer Connections	835	30	865

**TAP COLLECTION SUMMARY**

	<u>Residential</u>	<u>Commercial</u>	<u>Total</u>
Water Tap	\$0.00	\$0.00	\$0.00
Inspections	\$0.00	\$0.00	\$0.00
Builder Deposit	\$0.00	\$0.00	\$0.00
Temporary Meter Deposit	\$0.00	\$0.00	\$0.00
Temporary Meter Installation	\$0.00	\$0.00	\$0.00

**WATER BILL PAYMENTS**

**Last Month Receivables**

Deposit	\$	75.00
Penalty	\$	1,395.25
Sewer	\$	15,248.74
Water	\$	11,328.33
Application Fee	\$	(1.50)
Grease Trap	\$	479.60
Work Order	\$	12.48
WHCRWA	\$	29,706.78

**Current Billing**

Sewer	\$	15,587.20
Water	\$	17,894.64
Application Fee	\$	-
Grease Trap	\$	-
Work Order	\$	-
WHCRWA	\$	25,162.00

**Arrears**

30 Day	\$	8,931.00
60 Day	\$	2,696.34
90 Day	\$	2,791.00

**DEPOSIT INFORMATION**

Deposits Balance on File	\$	56,725.00
--------------------------	----	-----------

**BILLING ACTIVITY**

## District Facilities Critical Load Spreadsheet

District Name:	Primary Contact:	Secondary Contact:	
Harris County MUD 162	Name: Chris Hoffman- H2O Consulting	Name: Josh Board	
County:	Phone Number:	Phone Number:	
Harris	281 861-6215 /(832) 435-2084 cell	281 861 6215 / (832) 435-5104	
	Fax Number:	Fax Number:	
	281 861-6218	281 861 6218	
FACILITY	ADDRESS	ESI ID #	VOLUME
Water Plant	15403 Willow River, Houston TX 77095	1008901034585634000100	15 MG / Month Potable water

# HARRIS COUNTY MUNICIPAL UTILITY DISTRICT No. 162

## 2013 Drinking Water Quality Report

### Public Water Supply No. 1011612

EPA Safe Drinking Water Hotline (800 426-4791)

Water Quality Information ( 281 861-6215)

## OUR DRINKING WATER IS REGULATED

Providing safe and reliable drinking water is the highest priority of Harris County Municipal Utility District No. 162's Board of Directors. In order to ensure that tap water is safe to drink, EPA prescribes regulations which limit the amount of certain contaminants in water provided by public water systems. FDA regulations establish limits for contaminants in bottled water which must provide the same protection for public health. This report is a summary of the quality of the water we provide our customers. We hope this information helps you become more knowledgeable about what's in our drinking water. The analysis was made using the data from the most recent U.S. Environmental Protection Agency (EPA) required tests and is presented in the attached water quality tables. Our water system also receives water from West Harris County Regional Water Authority and is blended in our tanks. Their water quality information is also provided. **All constituents are below the regulatory standards.** If you have any questions regarding this report, please call the District's operator, H<sub>2</sub>O Consulting Inc. at 281 861-6215.

## SPECIAL NOTICE

You may be more vulnerable than the general population to certain microbial contaminants, such as Cryptosporidium, in drinking water. Infants, some elderly, or immunocompromised persons such as those undergoing chemotherapy for cancer; persons who have undergone organ transplants; those who are undergoing treatment with steroids; and people with HIV/AIDS or other immune system disorders, can be particularly at risk from infections. You should seek advice about drinking water from your physician or health care providers. Additional guidelines on appropriate means to lessen the risk of infection by Cryptosporidium are available from the Safe Drinking Water Hotline (800-426-4791).

If present, elevated levels of lead can cause serious health problems, especially for pregnant women and young children. Lead in drinking water is primarily from materials and components associated with service lines and home plumbing. We are responsible for providing high quality drinking water, but we cannot control the variety of materials used in plumbing components. When your water has been sitting for several hours, you can minimize the potential for lead exposure by flushing your tap for 30 seconds to 2 minutes before using water for drinking or cooking. If you are concerned about lead in your water, you may wish to have your water tested. Information on lead in drinking water, testing methods, and steps you can take to minimize exposure is available from the Safe Drinking Water Hotline or at <http://www.epa.gov/safewater/lead>.

**SAFE DRINKING WATER HOTLINE**  
**( 800 426-4791) or at**  
**<http://www.epa.gov/safewater/lead>**

## All Drinking Water May Contain Contaminants

When drinking water meets federal standards there may not be any health based benefits to purchasing bottled water or point of use devices. Drinking water, including bottled water, may reasonably be expected to contain at least small amounts of some contaminants. The presence of contaminants does not necessarily indicate that water poses a health risk. More information about contaminants and potential health effects can be obtained by calling the **Environmental Protection Agency's (EPA) Safe Drinking Water Hotline (800-426-4791)** or the EPA's website at [www.epa.gov/safewater](http://www.epa.gov/safewater).

***En Español:** Este reporte incluye información importante sobre el agua para tomar. Para asistencia en español, favor de llamar al telefono (281) 861-6215.*

## Secondary Constituents

Many constituents (such as calcium, sodium, or iron) which are often found in drinking water can cause taste, color and odor problems. The taste and odor constituents are called secondary constituents and are regulated by the State of Texas, not the EPA. These constituents are not causes for health concerns. Therefore, secondaries are not required to be reported in this document but they may greatly affect the appearance and taste of your water.

### DEFINITIONS

**Maximum Contaminant Level (MCL)** - The highest level of a contaminant that is allowed in drinking water. MCLs are set as close to the MCLGs as feasible using the best available treatment technology.

**Maximum Contaminant Level Goal (MCLG)** - The level of a contaminant in drinking water below which there is no known or expected health risk. MCLGs allow for a margin of safety.

**Maximum Residual Disinfectant Level (MRDL)** - The highest level of disinfectant allowed in drinking water. There is convincing evidence that the addition of a disinfectant is necessary for the control of microbial contaminants.

**Maximum Residual Disinfectant Level Goal (MRDLG)** - The level of drinking water disinfectant below which there is no known or expected risk to health. MRDLGs do not reflect the benefits of the use of disinfectants to control microbial contaminants.

**Avg** - Regulatory compliance with some MCL's are based on running annual average of monthly samples.

**ppm** - milligrams per liter (mg/L) or parts per million—or one ounce in 7,350 gallons of water. **ppb** -micrograms per liter (ug/L) or parts per billion—or one ounce in 7,350,000 gallons of water; **ppt**- parts per trillion or nanograms per liter; **ppq**—parts per quadrillion, or picograms per liter.

**pCi/L** - picocuries per liter; a measure of radioactivity; **NTU**—Nephelometric Turbidity Units; **MFL**—million fibers per liter.

### Public Participation Opportunities Harris County MUD No. 162

Date: 2nd Tuesday of Each Month  
or as otherwise posted.

Time: 2:00 pm

Location: 1301 McKinney, Suite 5100

Phone No: 281 861-6215

### SOURCES OF DRINKING WATER

The sources of drinking water (both tap water and bottled water) include rivers, lakes, streams, ponds, reservoirs, springs and wells. As water travels over the surface of the land or through the ground, it dissolves naturally-occurring minerals, and in some cases, radioactive material, and can pick up substances resulting from the presence of animals or from human activity. Contaminants that may be present in source water before treatment include:

- Microbial contaminants such as viruses and bacteria, which may come from sewage treatment plants, septic systems, agricultural livestock operations, and wildlife.
- Inorganic contaminants, such as salts and metals, which can be naturally-occurring or result from urban storm water runoff, industrial or domestic wastewater discharges, oil and gas production, mining, or farming.
- Pesticides and herbicides, which may come from a variety of sources such as agriculture, urban storm water runoff, and residential uses.
- Organic chemical contaminants, including synthetic and volatile organic chemicals which are by-products of industrial processes and petroleum production, and can also come from gas stations, urban storm water runoff, and septic systems.
- Radioactive contaminants, which can be naturally-occurring or be the result of oil and gas production and mining activities.

### Where Do We Get Our Drinking Water ?

Our drinking water is obtained from a combination of water sources and is blended at our water plant. A Source Water Susceptibility Assessment for your drinking water sources is currently being updated by the Texas Commission on Environmental Quality (TCEQ). This information describes the susceptibility and types of constituents that may come into contact with your drinking water source based on human activities and natural conditions. The information contained in this assessment will allow us to focus our source water protection strategies. Some of this source water assessment information is available on Texas Drinking Water Watch at <http://dww.tceq.state.tx.us/DWW/>. For more information on source water assessments and protection efforts at our system, please contact us at 281 861-6215.

### Harris County MUD No. 162- Inorganic Contaminants

Year	Contaminant	Highest Level	Minimum Level	Maximum Level	MCL	MCLG	Unit of Measure	Violation	Source of Contaminant
2013	Barium	0.06	0.06	0.06	2	2	ppm	No	Erosion of natural deposits.
2011	Fluoride	0.13	0.13	0.13	4	4	ppm	No	Erosion of natural deposits; water additive which promotes strong teeth.
2013	Nitrate	0.46	0.46	0.46	10	10	ppm	No	Erosion of natural deposits.
2010	Uranium	14.5	14.5	14.5	30	0	ug/l	No	Erosion of natural deposits
2010	Radium 226 & 228	2.5	2.5	2.5	5	0	pCi/L	No	Erosion of natural deposits.
2013	Gross Beta Emitters	5.0	5.0	5.0	50	0	pCi/L	No	Decay of natural and man-made deposits.

### Harris County MUD No. 162 - Synthetic Organic Contaminants

Year	Contaminant	Highest Level	Range of Levels	Violation	MCL	MCLG	Unit of Measure	Source of Contaminant
2013	Atrazine	0.26	0.26– 0.26	No	3	3	ppb	Herbicide runoff
2013	Simazine	0.14	0.14-0.14	No	4	4	ppb	Herbicide runoff

### Harris County MUD No 162- Disinfection Byproducts

Year	Contaminant	Highest Level	Minimum Level	Maximum Level	MCL	Unit of Measure	Violation	Source of Contaminant
2013	Total Haloacetic Acids	48.4	13.7	48.4	60	ppb	No	Byproduct of drinking water disinfection.
2013	Total Trihalomethanes	30.6	5.6	30.6	80	ppb	No	Byproduct of drinking water disinfection.

### Harris County MUD No. 162- Lead & Copper - Regulated at the Customer's Tap

Year	Contaminant	The 90th Percentile	Number of Sites Exceeding Action Levels	Action Level	Unit of Measure	Source of Contaminant
2011	Copper	0.66	0	1.3	ppm	Corrosion of household plumbing systems; erosion of natural deposits;
2011	Lead	3.1	0	15	ppb	Corrosion of household plumbing systems; erosion of natural deposits.

### Harris County MUD No. 162 - Maximum Residual Disinfectant Level

Year	Disinfectant	Average Level	Minimum Level	Maximum Level	MRDL	MRDLG	Unit of Measure	Source of Disinfectant
2013	Chloramine / Free Chlorine	2.13	0.5	3.9	4	4	ppm	Disinfectant used to control microbes.

### Harris County MUD No. 162 - Secondary and Other Not Regulated Constituents

*(No associated adverse health effects)*

Year	Constituent	Average Level	Minimum Level	Maximum Level	Secondary Limit	Unit of Measure	Source of Constituent
2011	Bicarbonate	194	194	194	N/A	ppm	Corrosion of carbonate rocks such as limestone.
2013	Calcium	36.3	36.3	36.3	N/A	ppm	Abundant naturally occurring element.
2011	Chloride	42	42	42	300	ppm	Abundant naturally occurring element; used in water purification; byproduct of oil field activity.
2013	Magnesium	3.95	3.95	3.95	N/A	ppm	Abundant naturally occurring element
2013	Manganese	0.0083	0.0083	0.0083	0.05	ppm	Abundant naturally occurring element.
2013	Nickel	0.0024	0.0024	0.0024	N/A	ppm	Erosion of natural deposits
2011	pH	7.5	7.5	7.5	>7.0	units	Measure of corrosivity of water.
2013	Sodium	34.1	34.1	34.1	N/A	ppm	Erosion of natural deposits;
2011	Sulfate	10	10	10	300	ppm	Naturally occurring; common industrial byproduct;
2011	Total Alkalinity as CaCO <sub>3</sub>	159	159	159	N/A	ppm	Naturally occurring soluble mineral salts.
2011	Total Dissolved Solids	259	259	259	1000	ppm	Total dissolved mineral constituents in water.

## WEST HARRIS COUNTY REGIONAL WATER AUTHORITY

### Water Quality Tables

WHCRWA provided over 90% of the water to Harris County MUD 162 in 2012. WHCRWA's water quality information is listed below.

#### Inorganic Contaminants

Year	Contaminant	Compliant	Highest Level	Minimum Level	Maximum Level	MCL	MCLG	Unit of Measure	Source of Contaminant
2012	Nitrate	Yes	0.23	0.23	0.23	10	10	ppm	Erosion of natural deposits.

#### Disinfection Byproducts

Year	Contaminant	Compliant	Highest Level	Minimum Level	Maximum Level	MCL	Unit of Measure	Source of Contaminant
2012	Total Haloacetic Acids	Yes	14.5	14.5	14.5	60	ppb	Byproduct of drinking water disinfection.
2010	Total Trihalomethanes	Yes	24.3	24.3	24.3	80	ppb	Byproduct of drinking water disinfection.

**ENGINEER'S REPORT**

**Date:** May 13, 2014

**To:** Harris County MUD No. 162

**From:** \_\_\_\_\_  
Jonathan M. St. Romain, P.E.  
District Engineer

---

**5. Engineering matters:**

a. Water Plant Driveway:

No update this month

b. Pavement Repair on Pebble Lake Drive:

Project complete.

c. Commercial development: No Action.

We will be happy to answer any questions.

EXHIBIT "E"